


Equilibrium -

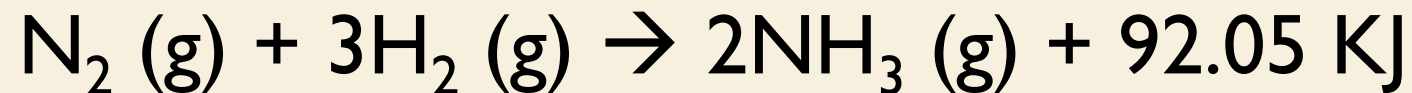
TARGET:

I CAN DETERMINE HOW TO
RE-ESTABLISH EQUILIBRIUM
WHEN A REACTION
UNDERGOES A “STRESS”



WHAT IS A REVERSIBLE REACTION?

Some reactions can go forwards AND backwards



OR



Use a “double headed arrow” so you don’t have to write it both ways! ↔

REACTIONS WILL REACH “EQUILIBRIUM”

EQUILIBRIUM = the point at which the forward reaction is happening at the same RATE as the reverse reaction

Are the CONCENTRATIONS of reactants and products the same?????

–NO!!!! (well *maybe*, but it doesn't have to be!)

“FINDING” EQUILIBRIUM POINT

EQUILIBRIUM POINT

We use ratios of [products] to [reactants]

You can have different ratios that all result in the rate forward being the same as the rate backwards!

There isn't just one equilibrium point!

If you are pushed away from the original equilibrium point, then find a NEW ratio of concentrations that is “at equilibrium!”

LE CHATELIER'S PRINCIPLE

If a stress is applied to a reaction at equilibrium the reaction changes to relieve that stress, it will find a new equilibrium point where the forward and backwards reactions are equal again. It will try to “undo” whatever you did!

- *Took something away? Make more of it!*
- *Added extra of something? Use some up!*

HOW DO YOU “STRESS” A REACTION?

- Concentration change
- Temperature change
- Pressure/volume change for gases
 - the equivalent of a concentration change!

STRANGE FACTS...

- ONLY changes to aqueous and gas phases affect equilibrium
 - *Solids and liquids do NOT affect equilibrium!*
 - They do not have “concentrations” so they can’t factor in.
 - Adding an Noble Gas, an INERT gas, does NOTHING
 - Adding a catalyst does NOTHING! You will reach equilibrium faster but it won’t change the equilibrium point.

QUICK EXAMPLE



- Add more N_2
 - Shift to the right, use up the extra by making more products!
- Remove H_2
 - Shift to the left, replace what you took away by making more reactants!

CAN'T GET BACK TO THE START, BUT YOU CAN FIND A NEW EQUILIBRIUM

- You can't completely undo the stress and get back to your original concentrations...BUT you can at least end up "better off" than when totally stressed.
- The reaction will find new ratios of concentrations where the forward and backwards rate can once again be equal.

$[N_2]$ **DURING** the Stress
no longer @ equilibrium



Didn't get back to starting point,
but better than during the stress!

$[N_2]$ **AFTER** reacting a
NEW equilibrium
position

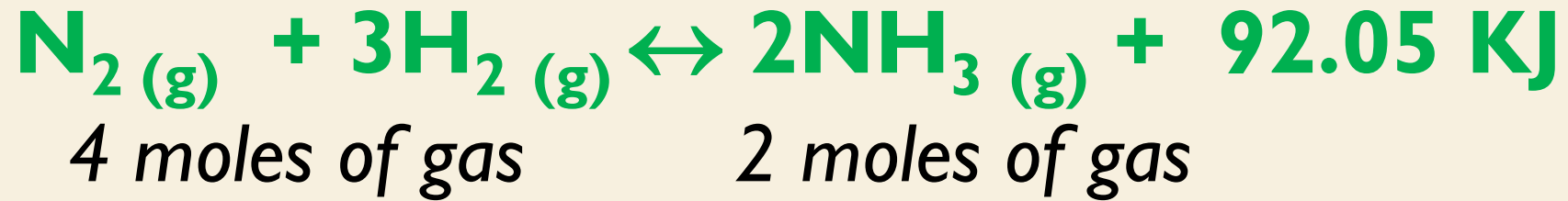
So comparing
BEFORE stressor to
AFTER stressor,
there is a **SLIGHT**
increase to the thing
you added extra of.

$[N_2]$ **BEFORE** Stress Applied
@ ORIGINAL equilibrium
position

WHAT ABOUT CHANGING PRESSURE?

- Increasing pressure causes molecules to be too crowded, too close together
- If you can reduce the number of moles of gas particles it will make things less crowded and relieve some of the pressure
 - **Move to the side with fewer moles of gas!**
- Reducing pressure?
 - **Move to the side with more moles to get the pressure back up!**

QUICK EXAMPLE



- Increase pressure
 - Shift to the right, fewer moles, less crowded, lowers pressure back down
- Decrease pressure
 - Shift to the left, more moles gas, more crowded, raises pressure back up

EQUILIBRIUM VIDEOS

1) **Blue Bottle Demo:**

<https://www.youtube.com/watch?v=kGSPAkOgN3U>

2) **Bozeman Science Reversible Reactions:**

<https://www.youtube.com/watch?v=b6WmwtVNDf4>

3) **Water Beaker Demo Video:**

https://www.youtube.com/watch?v=_QnRt7PYzeY

4) **TED what is Equilibrium Cartoon Explanation:**

<https://www.youtube.com/watch?v=dUMmoPdwBy4>

5) **Fuse School Dynamic Equilibrium:**

https://www.youtube.com/watch?v=wID_ImYQAgQ

6) **TEDEd The chemical reaction that feeds the world**

https://www.youtube.com/watch?v=oI_D4FscMnU

7) **Crash Course Equilibrium:**

https://www.youtube.com/watch?v=g5wNg_dKsYY

8) **Fuse School Intro to Le Chatelier's Principal**

<https://www.youtube.com/watch?v=7zuUV455zFs>

LE CHATELIER'S PRACTICE PROBLEMS

Q#	Equation	Shift Left or Right?	Changes?
1	$\text{N}_2(\text{g}) + \text{O}_2(\text{g}) \leftrightarrow 2\text{NO}(\text{g})$		
	Stressor:		
2	$\text{H}_2(\text{g}) + \text{I}_2(\text{g}) \leftrightarrow 2\text{HI}(\text{g})$		
	Stressor:		
3	$\text{CO}(\text{g}) + \text{H}_2\text{O}(\text{g}) \leftrightarrow \text{CO}_2(\text{g}) + \text{H}_2(\text{g})$		
	Stressor:		
4	$2\text{SO}_2(\text{g}) + \text{O}_2(\text{g}) \leftrightarrow 2\text{SO}_3(\text{g})$		
	Stressor:		
5	$3\text{O}_2(\text{g}) \leftrightarrow 2\text{O}_3(\text{g})$		
	Stressor:		
6	$\text{H}_2\text{O}_2(\text{l}) \leftrightarrow \text{H}_2(\text{g}) + \text{O}_2(\text{g})$		
	Stressor:		
7	$\text{CO}(\text{g}) + 2\text{H}_2(\text{g}) \leftrightarrow \text{CH}_3\text{OH}(\text{g})$		
	Stressor:		
8	$\text{CH}_4(\text{g}) + 2\text{O}_2(\text{g}) \leftrightarrow \text{CO}_2(\text{g}) + 2\text{H}_2\text{O}(\text{g})$ $\Delta H = -5\text{kJ}$		
	Stressor:		

YOUTUBE LINKS:

Link to YouTube Video of
Presentation

<https://youtu.be/h2GhVv8wIG0>

Link to YouTube Video of Practice
Problems

<https://youtu.be/SBU2BwFmj-c>

Q#	Equation	Shift Left or Right?	Change?
1	$\text{N}_2(\text{g}) + \text{O}_2(\text{g}) \leftrightarrow 2\text{NO}(\text{g})$ Stressor:		
2	$\text{H}_2(\text{g}) + \text{I}_2(\text{g}) \leftrightarrow 2\text{HI}(\text{g})$ Stressor:		
3	$\text{CO}_2(\text{g}) + \text{H}_2\text{O}(\text{g}) \leftrightarrow \text{CO}(\text{g}) + \text{H}_2(\text{g})$ Stressor:		
4	$2\text{SO}_2(\text{g}) + \text{O}_2(\text{g}) \leftrightarrow 2\text{SO}_3(\text{g})$ Stressor:		
5	$3\text{O}_2(\text{g}) \leftrightarrow 2\text{O}_3(\text{g})$ Stressor:		
6	$\text{H}_2\text{O}(\text{g}) \leftrightarrow \text{H}_2(\text{g}) + \text{O}_2(\text{g})$ Stressor:		
7	$\text{CO}_2(\text{g}) + 2\text{H}_2(\text{g}) \leftrightarrow \text{CH}_3\text{OH}(\text{g})$ Stressor:		
8	$\text{CH}_4(\text{g}) + 2\text{O}_2(\text{g}) \leftrightarrow \text{CO}_2(\text{g}) + 2\text{H}_2\text{O}(\text{g})$ $\Delta H = -89 \text{ kJ}$ Stressor:		