

Unit 6 Acid-Base Equilibrium Practice Quiz

CHAPTER 4 (Sections 4.1 – 4.4) PRACTICE QUIZ

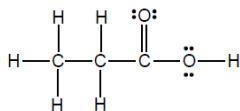
MULTIPLE CHOICE (NO CALCULATOR ALLOWED)



←Linked at 5:30

6. Which of the following best describes the substance whose structural formula is shown below?

- (A) nonelectrolyte
- (B) weak acid
- (C) weak base
- (D) strong base



7. Which of the following statements concerning HF is true?

- (A) It is classified as a strong acid because it is very soluble in water.
- (B) It is classified as a weak acid because it is not very soluble in water.
- (C) It is classified as a strong acid because it is completely ionized in water.
- (D) It is classified as a weak acid because it is only partially ionized in water.

8. Solid calcium carbonate is insoluble in water, but will dissolve completely in a solution of hydrochloric acid. Which of the following represents the net-ionic equation for the reaction between solid calcium carbonate and aqueous hydrochloric acid?

- (A) $\text{CaCO}_3(s) + 2 \text{H}^+(aq) \longrightarrow \text{Ca}^{2+}(aq) + \text{H}_2\text{O}(l) + \text{CO}_2(g)$
- (B) $\text{CaCO}_3(s) + 2 \text{Cl}^-(aq) \longrightarrow \text{CaCl}_2(aq) + \text{CO}_2(g)$
- (C) $\text{CO}_3^{2-}(aq) + 2 \text{H}^+(aq) \longrightarrow \text{H}_2\text{O}(l) + \text{CO}_2(g)$
- (D) $\text{CaCO}_3(s) + 2 \text{H}^+(aq) \longrightarrow \text{Ca}^{2+}(aq) + \text{H}_2(g) + \text{CO}_2(g)$

9. Which of the following represents the net-ionic equation for the reaction that occurs when solutions of acetic acid and potassium hydroxide are mixed?

- (A) $\text{H}^+(aq) + \text{OH}^-(aq) \longrightarrow \text{H}_2\text{O}(l)$
- (B) $\text{H}^+(aq) + \text{KOH}(aq) \longrightarrow \text{H}_2\text{O}(l) + \text{K}^+(aq)$
- (C) $\text{CH}_3\text{COOH}(aq) + \text{OH}^-(aq) \longrightarrow \text{H}_2\text{O}(l) + \text{CH}_3\text{COO}^-(aq)$
- (D) $\text{CH}_3\text{COOH}(aq) + \text{KOH}(aq) \longrightarrow \text{H}_2\text{O}(l) + \text{CH}_3\text{COOK}(aq)$

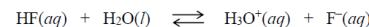
Name: _____ Pd: _____

CHAPTER 17 PRACTICE QUIZ

MULTIPLE CHOICE – NO CALCULATOR ALLOWED



←Linked at 0:00



1. The dissociation of the weak acid HF in water is represented by the equation above. Which of the following choices shows what would happen to the percent ionization of HF(aq) when, in two separate experiments, 1.0 mL of distilled water and 1.0 mL 1.0 M KF(aq) are added to a 10. mL sample of 1.0 M HF(aq)?

	Adding 1.0 mL of distilled water to 10. mL 1.0 M HF(aq)...	Adding 1.0 mL of 1.0 M KF(aq) to 10. mL 1.0 M HF(aq)...
(A)	would decrease the % ionization of HF(aq)	would decrease the % ionization of HF(aq)
(B)	would decrease the % ionization of HF(aq)	would increase the % ionization of HF(aq)
(C)	would increase the % ionization of HF(aq)	would decrease the % ionization of HF(aq)
(D)	would increase the % ionization of HF(aq)	would increase the % ionization of HF(aq)

Name	Formula	K_a	pK_a
lactic acid	$\text{HC}_3\text{H}_5\text{O}_3$	1.4×10^{-4}	3.85

2. The table above lists information for lactic acid. A solution of 0.1 M $\text{HC}_3\text{H}_5\text{O}_3$ has a pH of 2.4. Which of the following mixtures would create a buffer solution that has a pH of approximately 4?

- (A) A mixture of 100. mL of 0.1 M $\text{HC}_3\text{H}_5\text{O}_3$ and 50. mL of 0.1 M NaOH
- (B) A mixture of 100. mL of 0.1 M $\text{HC}_3\text{H}_5\text{O}_3$ and 100. mL of 0.1 M NaOH
- (C) A mixture of 100. mL of 0.1 M $\text{HC}_3\text{H}_5\text{O}_3$ and 50. mL of 0.1 M HCl
- (D) A mixture of 100. mL of 0.1 M $\text{HC}_3\text{H}_5\text{O}_3$ and 100. mL of 0.1 M HCl

3. A solution is prepared by adding 100 mL of 1.0 M $\text{HC}_2\text{H}_3\text{O}_2(aq)$ to 100 mL of 1.0 M $\text{NaC}_2\text{H}_3\text{O}_2(aq)$. The solution is stirred and its pH is measured to be 4.73. After 3 drops of 1.0 M HCl are added to the solution, the pH of the solution is measured and is still 4.73. Which of the following equations represents the chemical reaction that accounts for the fact that acid was added but there was no detectable change in pH?

- (A) $\text{H}_3\text{O}^+(aq) + \text{OH}^-(aq) \rightarrow 2 \text{H}_2\text{O}(l)$
- (B) $\text{H}_3\text{O}^+(aq) + \text{Cl}^-(aq) \rightarrow \text{HCl}(g) + \text{H}_2\text{O}(l)$
- (C) $\text{H}_3\text{O}^+(aq) + \text{C}_2\text{H}_3\text{O}_2^-(aq) \rightarrow \text{HC}_2\text{H}_3\text{O}_2(aq) + \text{H}_2\text{O}(l)$
- (D) $\text{H}_3\text{O}^+(aq) + \text{HC}_2\text{H}_3\text{O}_2(aq) \rightarrow \text{H}_2\text{C}_2\text{H}_3\text{O}_2^+(aq) + \text{H}_2\text{O}(l)$

4. A solution contains equimolar amounts of $\text{HOCl}(aq)$ and $\text{NaOCl}(aq)$ and has a pH of 7.5. Five milliliters of concentrated $\text{KOH}(aq)$ is added to this solution. Which of the following most accurately identifies the species present in greater concentration and the pH of the solution after $\text{KOH}(aq)$ is added?

	Species present in greater concentration after $\text{KOH}(aq)$ is added?	pH of the solution after $\text{KOH}(aq)$ is added?
(A)	HOCl	$\text{pH} < 7.5$
(B)	HOCl	$\text{pH} > 7.5$
(C)	OCl^-	$\text{pH} < 7.5$
(D)	OCl^-	$\text{pH} > 7.5$

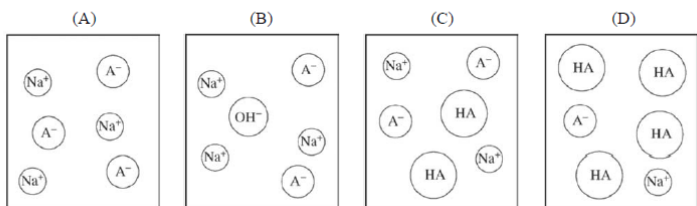
Questions 5 – 8 refer to the diagram shown at right.

A 50.0 mL sample of an acid, HA , of unknown molarity is titrated, and the pH of the resulting solution is measured with a pH meter and graphed as a function of the volume of 0.100 M NaOH added.

5. At point R in the titration, which of the following species has the highest concentration?

- (A) HA
 (B) A^-
 (C) H_3O^+
 (D) OH^-

6. Which of the following is the best particulate representation of the species (other than H_2O) that are present in significant concentrations in the solution at point U in the titration?



7. At which point on the titration curve is $[\text{A}^-]$ closest to twice that of $[\text{HA}]$?

- (A) R (B) S (C) T (D) U

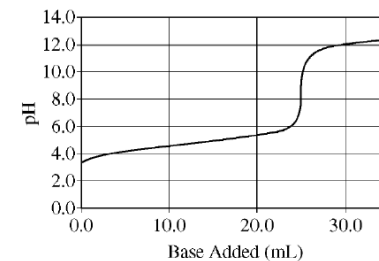
8. A student carries out the same titration, but uses an indicator instead of a pH meter. If the indicator changes color slightly past the equivalence point, what will the student obtain for the calculated concentration of the acid?

- (A) slightly less than 0.0800 M
 (B) slightly more than 0.0800 M
 (C) slightly less than 0.125 M
 (D) slightly more than 0.125 M

Questions 9 – 11 refer to the following information.

A sample of $\text{Li}(s)$ is placed in an Erlenmeyer flask containing 100 mL of water at 25°C. A balloon is placed over the mouth of the flask to collect the hydrogen gas that is generated.

After all of the $\text{Li}(s)$ has reacted with $\text{H}_2\text{O}(l)$, the solution in the flask is added to a clean, dry buret and used to titrate an aqueous solution of a monoprotic acid. The pH curve for this titration is shown in the diagram at right.



9. On the basis of the pH curve, the pK_a value of the acid used in the titration is closest to

- (A) 4
 (B) 5
 (C) 8
 (D) 12

10. Which of the following indicators would be the best choice for determining the end point in this titration?

	Indicator	pK_a	pH Range	Acid Form	Base Form
(A)	Methyl Orange	4.2	3.1 – 4.4	Red	Yellow
(B)	Methyl Red	5.0	4.2 – 6.2	Red	Yellow
(C)	Thymol Blue	8.9	8.0 – 9.6	Yellow	Blue
(D)	Alizarin Yellow	11.0	10.1 – 12.0	Yellow	Red

11. Which of the following is the balanced net-ionic equation for the reaction between $\text{Li}(s)$ and water?

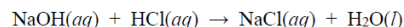
- (A) $2 \text{Li}(s) + 2 \text{H}^+(aq) \rightarrow 2 \text{Li}^+(aq) + \text{H}_2(g)$
 (B) $2 \text{Li}(s) + 2 \text{H}_2\text{O}(l) \rightarrow 2 \text{Li}^+(aq) + 2 \text{OH}^-(aq) + \text{H}_2(g)$
 (C) $2 \text{Li}(s) + 2 \text{H}_2\text{O}(l) \rightarrow 2 \text{LiOH}(s) + \text{H}_2(g)$
 (D) $2 \text{Li}(s) + 8 \text{H}_2\text{O}(l) \rightarrow 2 \text{LiH}(s) + 8 \text{OH}^-(aq) + 3 \text{H}_2(g)$

Acid Solution	Volume of NaOH Added (mL)
A	40
B	75
C	115
D	200

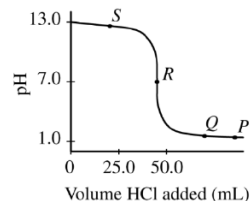
12. To maximize the yield in a certain manufacturing process, a solution of a weak monoprotic acid that has a concentration between 0.20 *M* and 0.30 *M* is required. Four 100. mL samples of the acid at different concentrations are each titrated with a 0.20 *M* NaOH solution. The volume of NaOH needed to reach the end point for each sample is given in the table above. Which solution is the most suitable to maximize the yield?

- (A) Solution A
(B) Solution B
(C) Solution C
(D) Solution D

Questions 13 – 14 refer to the following information.



To determine the concentration of a NaOH(*aq*) solution, a student titrated a 50. mL sample with 0.10 *M* HCl(*aq*). The reaction is represented by the equation above. The titration is monitored using a pH meter, and the experimental results are plotted in the graph below.



13. At the point labeled R on the pH curve, which of the following ions are present in the reaction mixture at a concentration greater than 0.01 *M*?

- (A) Na⁺ and Cl⁻ only
(B) Na⁺, Cl⁻, and H⁺ only
(C) Na⁺, Cl⁻, and OH⁻ only
(D) Na⁺, Cl⁻, H⁺, and OH⁻

14. One student titrated the NaOH(*aq*) with 1.0 *M* HCl(*aq*) instead of 0.10 *M* HCl(*aq*). How would the student's titration curve differ from the original curve?

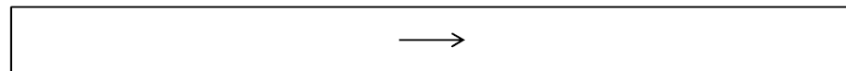
- (A) The initial pH would be 11 instead of 13.
(B) The pH at the equivalence point would be 5 instead of 7.
(C) The pH far beyond the equivalence point would be higher than in the original curve.
(D) The pH far beyond the equivalence point would be lower than in the original curve.

	Concentration and Identity of Solute
Solution #1	1.0 <i>M</i> HF
Solution #2	0.80 <i>M</i> NaF

1. Two different aqueous solutions are represented in the table above.
- (a) The K_a value for HF is equal to 6.8×10^{-4} . Calculate the pH of Solution #1. Show the set-up for your calculations in order to receive full credit. Round your answer to two decimal places.
- (b) Calculate the value of K_b for the fluoride ion, F⁻. Show the set-up for your calculations in order to receive full credit. Round your answer to two significant figures.
- (c) Calculate the pH of Solution #2. Show the set-up for your calculations in order to receive full credit. Round your answer to two decimal places.
- (d) Solution #3 is prepared by combining 500. mL of Solution #1 with 500. mL of Solution #2. Calculate the value of [HF] and [F⁻] in Solution #3. Assume that the volume of this solution is equal to 1.00 L.

[HF] = _____ [F⁻] = _____

- (e) Calculate the pH of Solution #3. Show the set-up for your calculations in order to receive full credit. Round your answer to two decimal places.
- (f) Write a balanced net-ionic equation for the chemical reaction that would occur if a few drops of concentrated HCl solution were added to Solution #3.



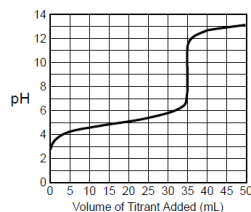
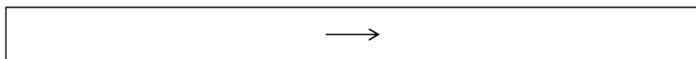
- (g) Solution #4 is prepared by adding 4 mL of 10 *M* HCl to 1.00 L of Solution #3. Calculate the value of [HF] and [F⁻] in Solution #4. Assume that the volume of this solution is equal to 1.00 L.

[HF] = _____ [F⁻] = _____

- (h) Calculate the pH of Solution #4. Show the set-up for your calculations in order to receive full credit. Round your answer to two decimal places.

2. In a certain experiment a propanoic acid ($C_2H_3CO_2H$) solution is titrated with a solution of potassium hydroxide.

- (a) Write a balanced net-ionic equation for the chemical reaction between propanoic acid and potassium hydroxide.



(b) In Trial 1 of this experiment, 25.0 mL of propanoic acid was titrated with 0.50 M potassium hydroxide. The pH titration curve shown above was generated for Trial 1. The volume of the titrant required to reach the equivalence point in this experiment is _____ mL.

(c) Determine the value of K_a for propanoic acid. Justify your answer.

(d) Calculate each of the following quantities. Show the set-up for your calculations in order to receive full credit.

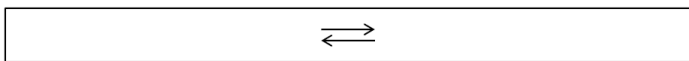
(i) the moles of potassium hydroxide that reacted in this titration experiment

(ii) the concentration of the propanoic acid solution used in this titration experiment

(e) Circle two of the following chemical substances that are present in the highest concentration in the solution at the equivalence point of the titration.



(f) Write a balanced net-ionic equation for the chemical reaction between water and one of the substances that you circled in part (e). The equation you write should justify why the pH of the solution at the equivalence point is equal to 9.2.



Indicator	pK_a	pH Range	Acid Form	Base Form
Methyl Red	5.0	4.2 – 6.2	Red	Yellow

(g) A second trial of this experiment is performed using the same conditions as Trial 1, except that an acid-base indicator is used instead of a pH meter. Would methyl red be an appropriate choice for an indicator in this titration? Justify your answer.

3. Answer the following questions concerning magnesium hydroxide, $Mg(OH)_2$.

(a) A saturated solution of $Mg(OH)_2(s)$ is prepared that is in equilibrium with $Mg(OH)_2(s)$. Write the solubility-product expression, K_{sp} , for $Mg(OH)_2$.

(b) The pH of a saturated solution of magnesium hydroxide is equal to 10.52.

(i) Calculate the value of $[OH^-]$ in this saturated solution: _____

(ii) Calculate the value of $[Mg^{2+}]$ in this solution: _____

(c) Use your answers to part (b) to calculate the value of K_{sp} for $Mg(OH)_2$. Show the set-up for your calculations in order to receive full credit.

(d) In a different experiment, 50.0 mL of $4.0 \times 10^{-4} M$ $Mg(NO_3)_2$ was added to 50.0 mL of $3.0 \times 10^{-4} M$ NaOH. Assume that the final volume of this solution is 100.0 mL. Will a precipitate be formed in this experiment? Justify your answer by comparing the value of Q to the value of K_{sp} obtained in part (c).