

Video Instructions if Interested

- <https://youtu.be/2KJul4YnTGU>

Basics and
Atomic
Structure

Nuclear
Chemistry

Electrons

Periodic
Table

Bonding
and
Structure

Reactions

Stoich.

Crash Course:

N1 - Honors Chem Review

Advanced
Chemical
Ratios

Gas Laws

Thermo.

Solutions

Kinetics

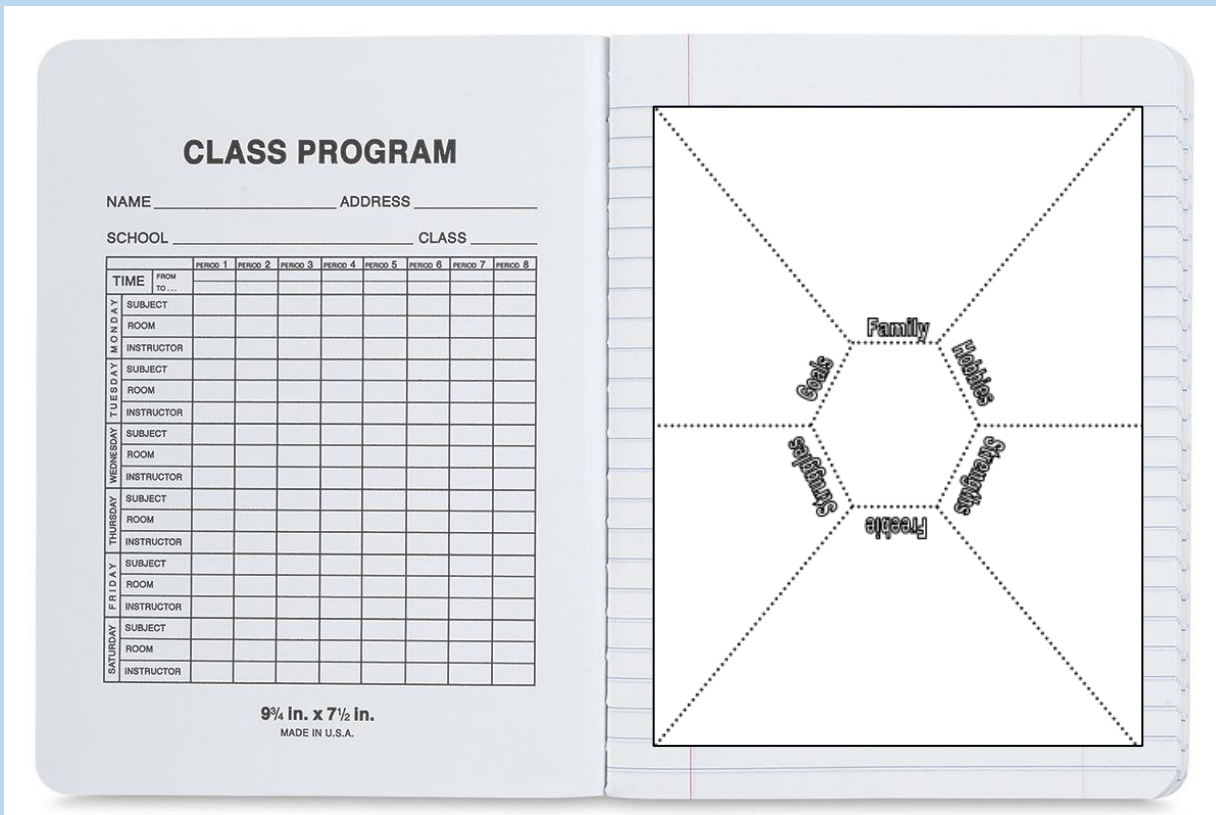
Equilibrium

Acids and
Bases

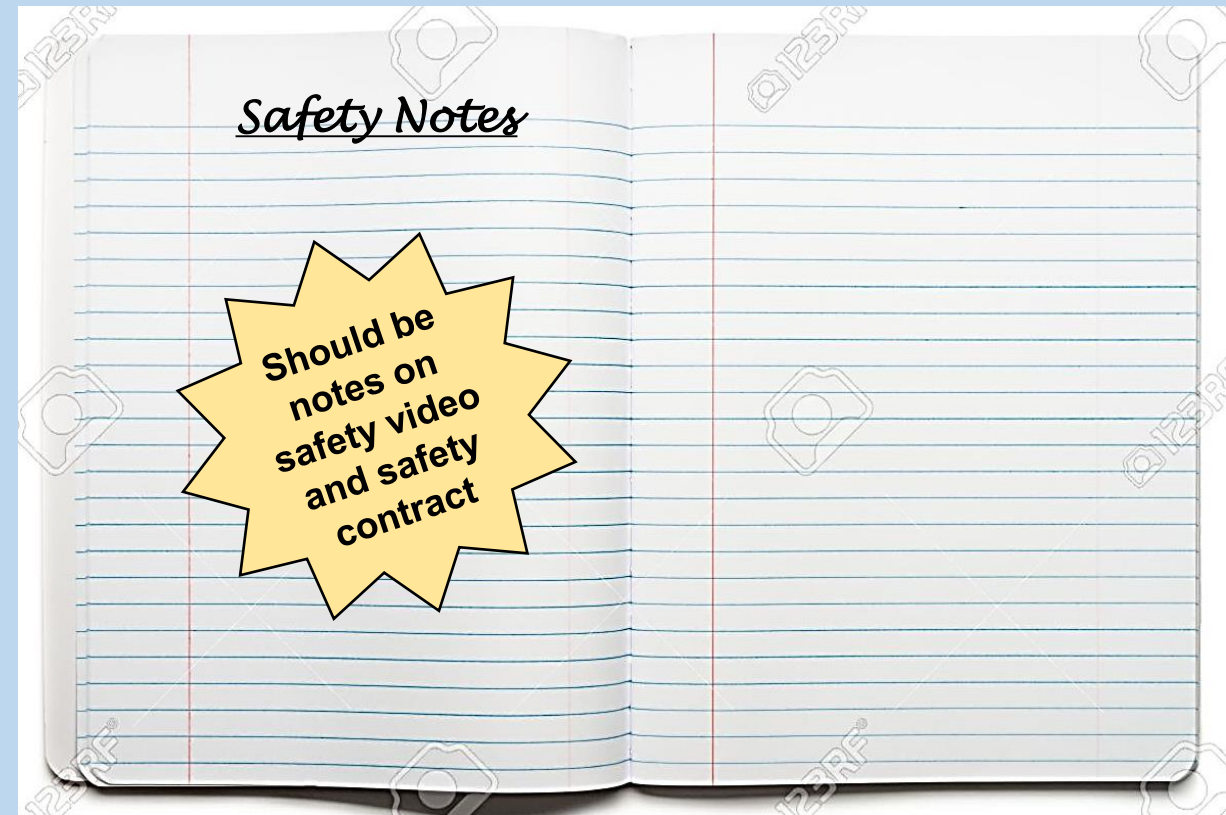
Redox

How to set up your composition notebook

Your notebook should look like this so far...



Page 1

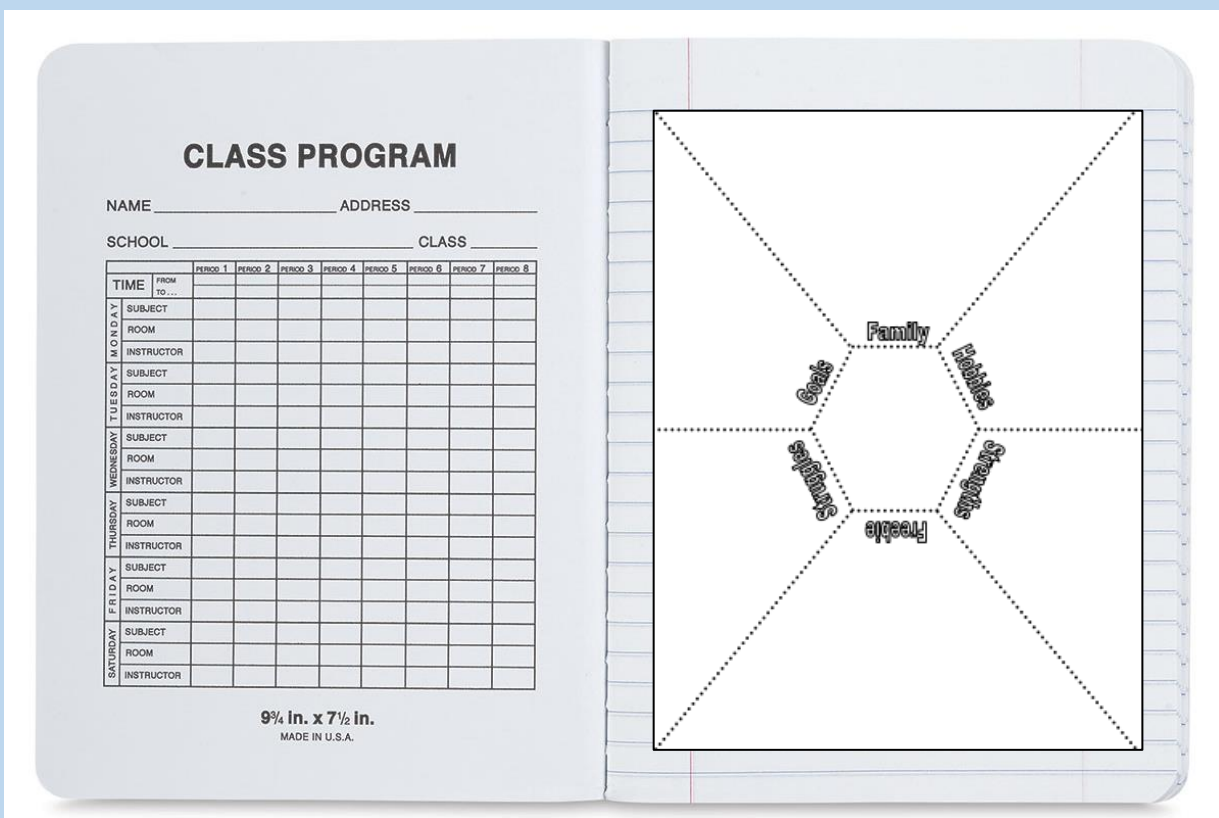


Page 2

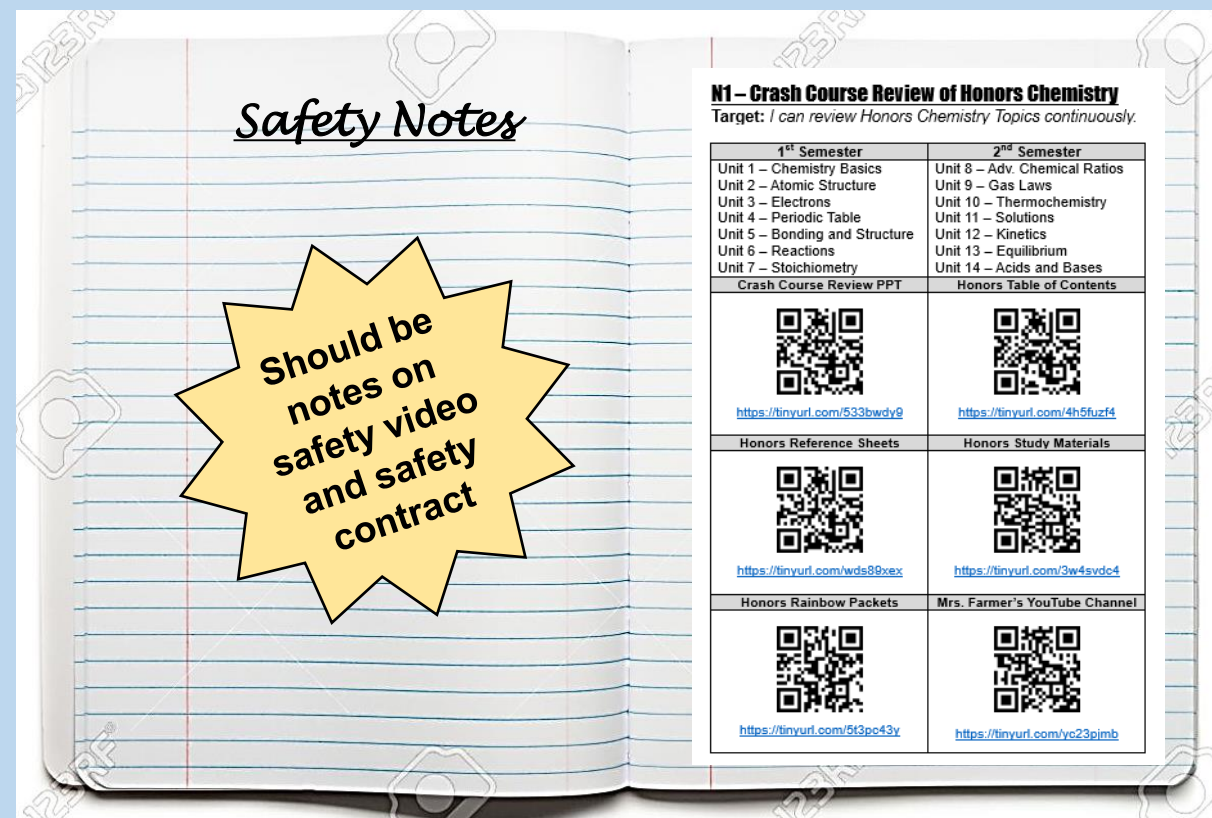
Page 3

Add the N1 “Glue In” to page 3

Now your notebook should look like this!



Page 1



Page 2

Page 3

You MUST remember your Honors Chem material !!!
It is SO important.
You need to know it AND be able to do it FAST !

#1 – Basics and Atomic Structure	#8 – Advanced Chemical Ratios
#2 – Nuclear Chemistry	#9 – Gas Laws
#3 – Electrons	#10 – Thermochemistry
#4 – Periodic Table	#11 – Solutions
#5 – Bonding and Structure	#12 – Kinetics
#6 – Reactions	#13 – Equilibrium
#7 – Stoichiometry	#14 – Acids and Bases
	#15 – Summer Assignment Topics

Time for some self guided review !

- The rest of this PowerPoint has screen shots of key pieces of info from the Honors Chem Lectures. Your glue in has links to the full Honors Lectures if you want/need more detail.
- **PLEASE** scroll through and review things as needed!
- When we start a new AP Chem chapter, **PLEASE** go back and review the Honors version of the chapter!
- I cannot stress enough how important this is!
- Make mature choices about what and when to review old material! **Set yourself up for success!**

Unit #1

Chemistry Basics and Atomic Structure

- Scientific notation
- Metric system
- Dimensional analysis
- Significant figures
- Chemical/Physical properties/changes
- Types of matter
- Atomic numbers and Isotopes
- Models of the atom
- Average Atomic Mass Calculations

Tired of really big or really small numbers???

- Use scientific notation!
- Move your decimal and rewrite it in “scientific notation format”

$$3 \bullet 54 \times 10^2$$

One
#

•

Rest of
the #s

x

10

Exponent

(telling how many times to move the decimal, and which way to move it!)

“ $\times 10^{\text{EXPONENT}}$ ” is the same as
E

$$3.54E^2$$

[Jump back to title slide](#)

Metric System

Converting Metric System

- Just move the decimal!

Kilo
1000
units

Hecto
100
units

Deka
10
units

Base
Unit

Deci
0.1
units

Centi
0.01
units

Milli
0.001
units

To convert to a smaller unit, move decimal point to the right (or multiply)



To convert to a larger unit, move decimal point to the left (or divide)



[Jump back to title slide](#)

How do I remember the prefixes?

King **H**enry **D**ied **B**y **D**rinking **C**hocolate **M**ilk

K	H	D	B	D	C	M
I	E	E	a	E	E	I
L	C	K	s	C	N	L
O	T	A	e	I	T	L
	O				I	I



[Jump back to title slide](#)

Derived Units

Derived Units

- Made by combining multiple units together
- Examples:

miles/hour = speed in our cars in US

cm^3 = volume

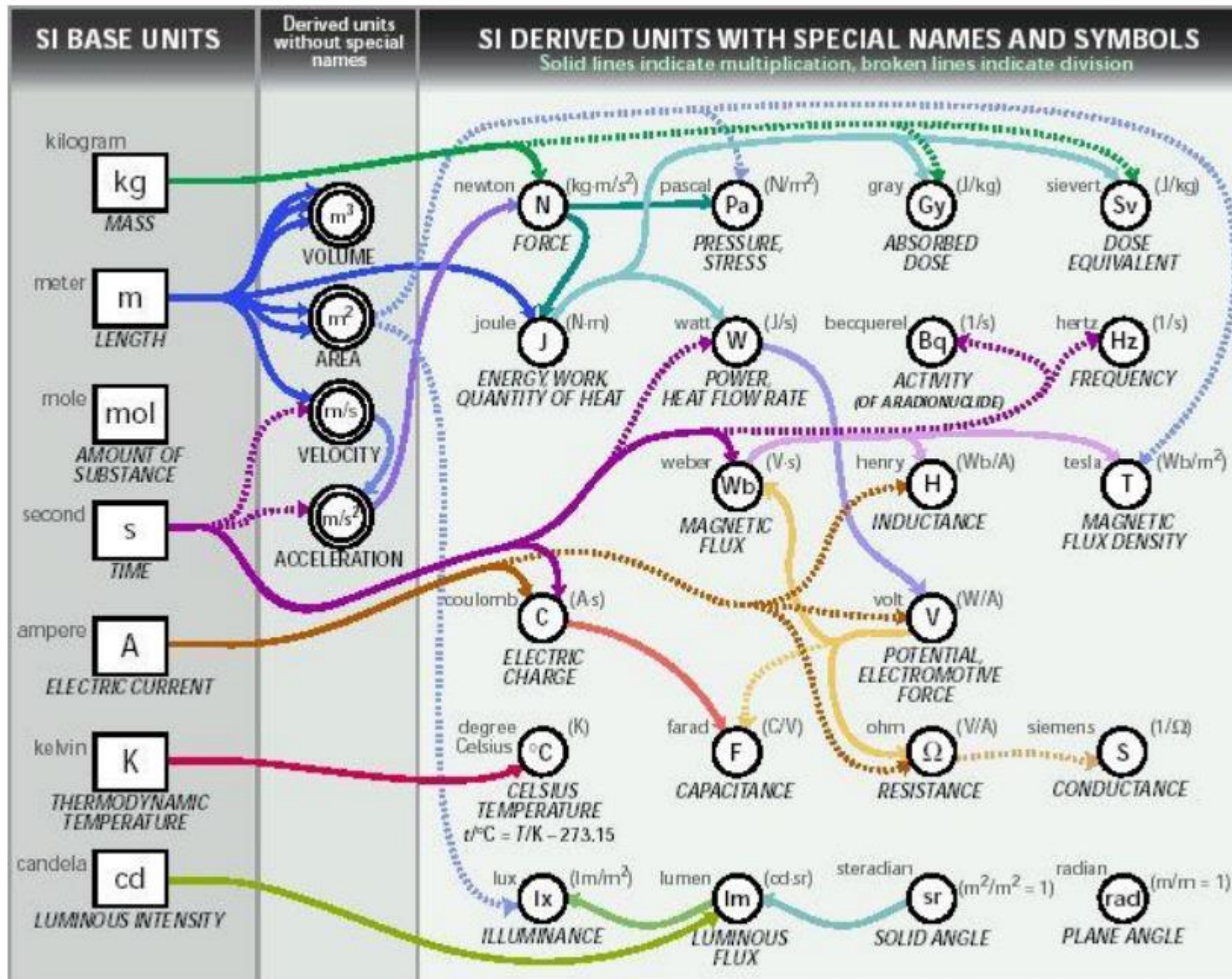
m/s^2 = acceleration

$\text{kg}\cdot\text{m/s}^2$ = newton (measures force)

[Jump back to
title slide](#)

Derived Units

[Jump back to title slide](#)



Remember - Canceling Units

One on top cancels with one on the bottom

$$\frac{\cancel{xy}}{\cancel{x}} = y$$

$$\frac{15 \cancel{\text{cm}}^3}{5 \cancel{\text{cm}}} = 3 \text{ cm}^2$$

Conversion Factors

You can flip conversion factors too

$$12\text{in} = 1\text{ft} \quad 24\text{hrs} = 1,440\text{min}$$

Just depends on what you are doing

$$\frac{12\text{in}}{1\text{ft}} = 1 \quad \frac{1\text{ft}}{12\text{in}} = 1$$

$$\frac{24\text{hr}}{1,440\text{min}} = 1 \quad \frac{1,440\text{min}}{24\text{hr}} = 1$$

Line Method

Keeps work neat, tidy, takes less space, easier to grade, a very typical way to show conversions in chemistry. I will always use the line method!

Convert 15 years into minutes

$$15 \text{ yrs} \times \frac{365 \text{ days}}{1 \text{ yr}} \times \frac{24 \text{ hrs}}{1 \text{ day}} \times \frac{60 \text{ min}}{1 \text{ hr}} = 7.9 \times 10^6 \text{ min}$$

15 yrs	365 days	24 hr	60 min	= 7.9 x 10 ⁶ min
	1 yr	1 day	1 hr	

Dimensional Analysis with "Derived/Double Units"

Some units are combinations of two or more other units. Like miles per hour (mi/hr). Fix the top unit, then go back and fix the bottom unit

Convert 20mi/hr into in/sec.

$$\begin{array}{c}
 \frac{20\cancel{\text{mi}}}{1\cancel{\text{hr}}} \cdot \frac{5280\cancel{\text{ft}}}{1\cancel{\text{mi}}} \cdot \frac{12\text{in}}{1\cancel{\text{ft}}} \cdot \frac{1\cancel{\text{hr}}}{60\cancel{\text{min}}} \cdot \frac{1\cancel{\text{min}}}{60\text{sec}} = 352 \frac{\text{in}}{\text{sec}}
 \end{array}$$

[Jump back to title slide](#)

**Significant
Figures**

[Jump back to
title slide](#)

Nonzero Integers	ALWAYS COUNT as SIGNIFICANT	<u>3456</u> has 4 sig figs
Leading Zeros	NEVER COUNT as SIGNIFICANT	<u>0.0</u>486 has 3 sig figs
Captive Zeros	ALWAYS COUNT as SIGNIFICANT	16.<u>0</u>7 has 4 sig figs.

Significant Figures

[Jump back to title slide](#)

Trailing Zeros	AFTER A DECIMAL ALWAYS COUNT as SIGNIFICANT	9.3<u>00</u> has 4 sig figs.
<i>SOMETIMES COUNT</i> as SIGNIFICANT	NO DECIMAL NEVER COUNT as SIGNIFICANT	93<u>00</u> has 2 sig figs.
Exact Numbers	INFINITE NUMBER of sig figs	1in = 2.54cm 12in = 1ft

Significant Figures

[Jump back to title slide](#)

Multiplication & Division

Answer based on **LEAST** number of **SIG FIGS** in the problem

$$6.38 \times 2.0 =$$

3 SF 2SF

$$12.76 \rightarrow 13$$

(2 sig figs)

Addition & Subtraction

Answer based on **LEAST** number of **DECIMAL PLACES** in the problem

$$6.8 + 11.934 =$$

1DP 3DP

$$18.734 \rightarrow 18.7$$

(3 sig figs)

Physical and Chemical Properties

- **PHYSICAL
PROPERTY**

a property that a substance displays without changing its composition.

– *Odor, taste, color, appearance, melting point, boiling point, and density*

- **CHEMICAL
PROPERTY**

a property that a substance displays only by changing its composition via a chemical change/rxn

– *Corrosiveness, acidity, and toxicity.*

Physical Change

- Alter only the state or appearance, but not composition
- The atoms or molecules that compose a substance do not change their identity during a physical change.

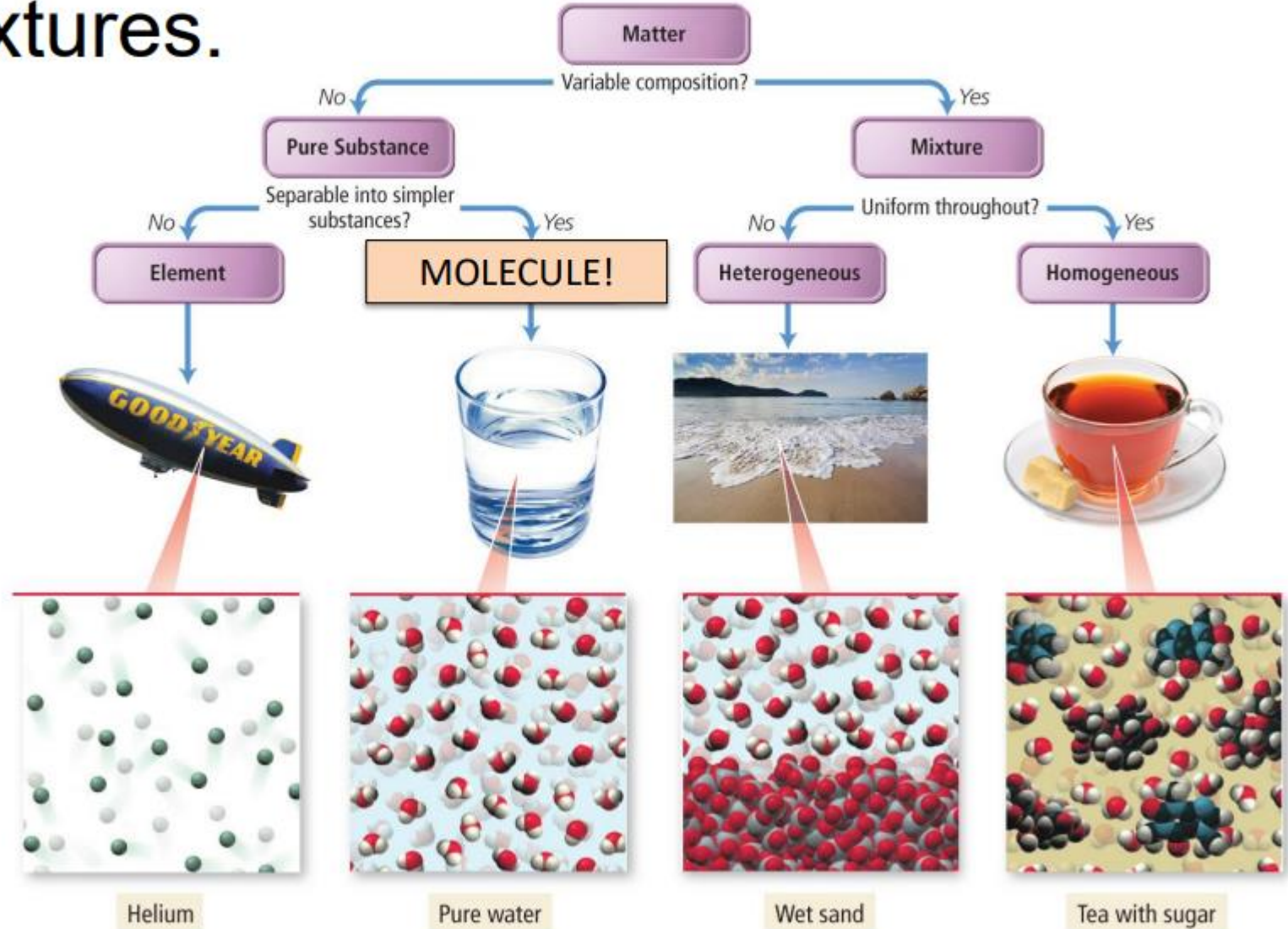
Chemical Change

- Alters the composition/identity of the substance
- Atoms rearrange, transforming the original substances into different substances.

Types of Matter

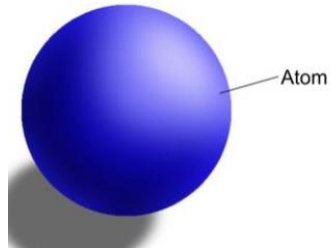
The Classification of Matter by Components

- Elements, compounds, and types of mixtures.

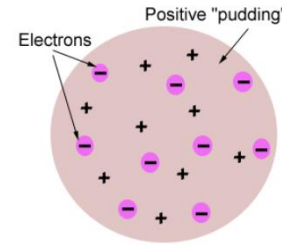


[Jump back to title slide](#)

Atomic Models



THOMSON'S ATOMIC MODEL




Thomson believed that the electrons were like plums embedded in a positively charged "pudding," thus it was called the "plum pudding" model. We don't usually eat plum pudding in this country, so I like to call it the chocolate chip cookie model.

RUTHERFORD'S FINDINGS

- 1) Most of the particles passed right through
- 2) A few particles were deflected
- 3) A FEW were greatly deflected

CONCLUSIONS:

- The nucleus is small
- The nucleus is dense
- The nucleus is positively charged
- The atom is mostly empty space



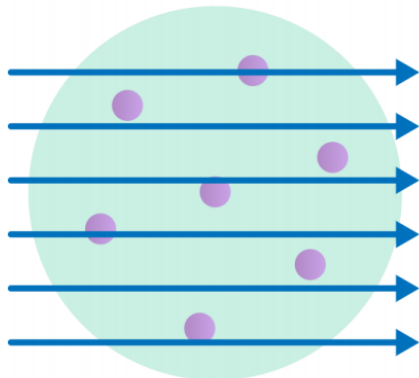
[Jump back to title slide](#)

DALTON'S BILLIARD BALL MODEL

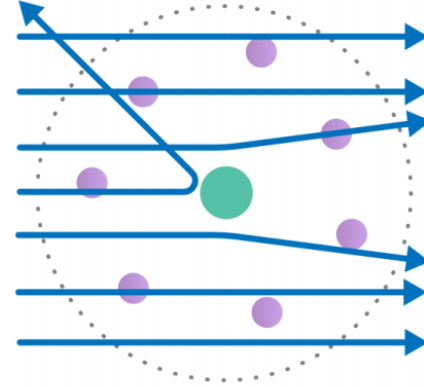


John Dalton

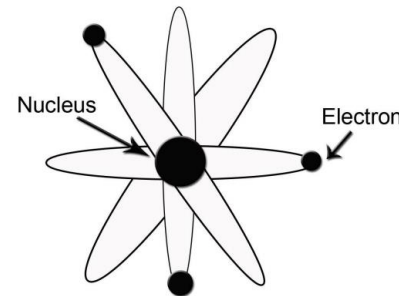
THOMSON MODEL



RUTHERFORD MODEL

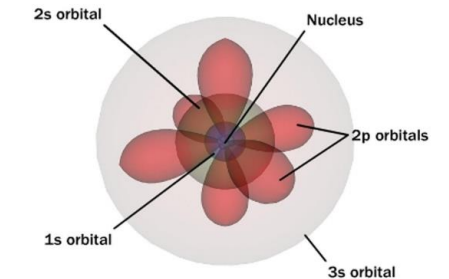


THE BOHR MODEL



The "planet" model because it looks like the planets revolving around the sun. These Electrons have "paths" that they follow around the Nucleus in the center. Usually we DRAW atoms like this but its not accurate!

The Quantum Model




This is a hard model to understand. The Electrons don't follow paths, they are not objects at all! Instead they are pure charge that has a probability of being somewhere in those orbitals.

ATOMIC NUMBERS

We know: Nucleus has protons (p^+), neutrons (n^0), and electrons (e^-) are on the outside of nucleus

But how many of each???

Atomic Mass Number
(round to the nearest whole #)
of protons + # of neutrons →



← **Atomic
Number**
of protons
of electrons
=
of protons

[Jump back to
title slide](#)

Atomic
Numbers

IONS!

[Jump back to
title slide](#)

Oxygen

O⁻²

Negative

Anion

**Gained
electrons**

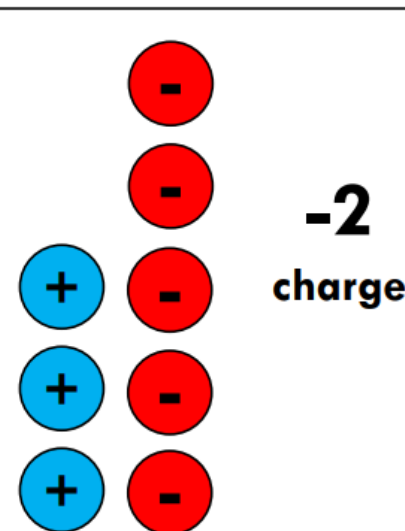
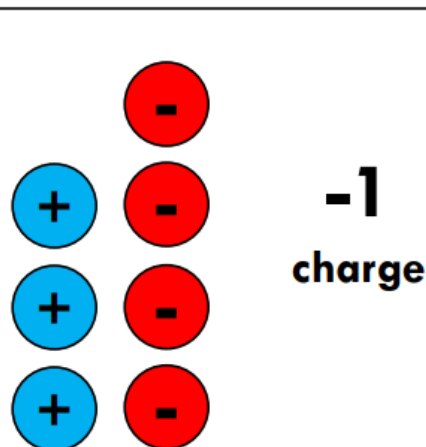
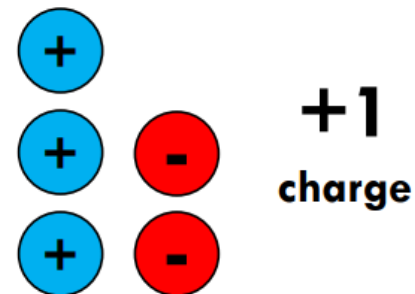

Sodium

Na⁺¹

Positive

Cation

**Took away
electrons**



CALCULATING AVERAGE MASS

Avg. Mass =

$$\left(\begin{array}{l} (\text{Mass}_{\text{isotope1}} \times \%_{\text{abundance1}}) \\ + (\text{Mass}_{\text{isotope2}} \times \%_{\text{abundance2}}) \\ + (\text{Mass}_{\text{isotope3}} \times \%_{\text{abundance3}}) \\ \text{etc...} \end{array} \right)$$

[Jump back to
title slide](#)

FINDING % ABUNDANCE

Same equation, just solving for a different variable!

We can use (x) to represent the $\%_{\text{abundance1}}$

We can use $(1-x)$ to represent the $\%_{\text{abundance2}}$

BECAUSE:

The total has to add up to 100% right?!

100% is the same as 1 to make the math faster

Unit #2

Nuclear Chemistry

- Why things are radioactive
- Types of radioactive particles
- Writing and balancing nuclear equations
- Decay series
- Half Life

What keeps nuclei together?

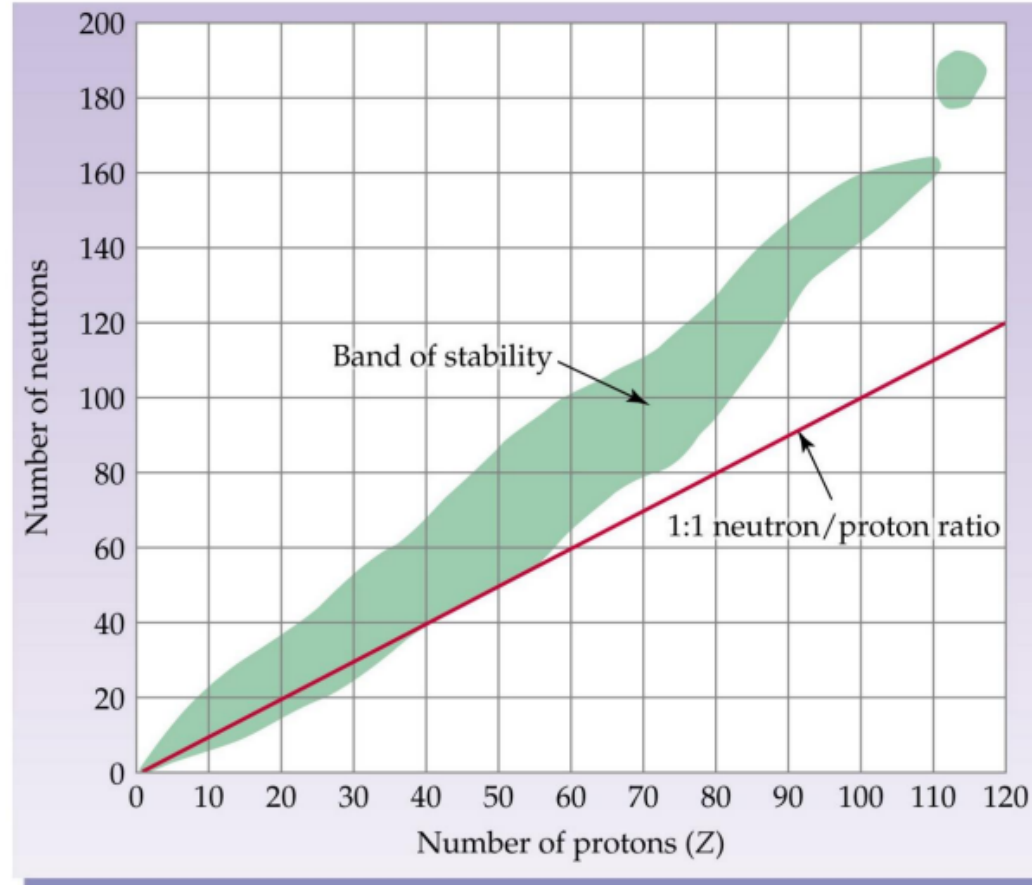
Why do they fall apart?

- **STRONG FORCE!** – Holds the nucleus together, even though the protons want to repel each other.
- **Too many neutrons?** – Strong force won't be strong enough, like a rubber band that is stretched too far...it will break!
 - ▣ **When it breaks, particles come flying out of the nucleus!**
- **Too many neutrons = radioactive!**



Band of Stability and Island of Stability

[Jump back to
title slide](#)



Radioactive particles

Composition	Symbol	Charge	Mass
helium nuclei	${}^4_2\text{He}, \alpha$	+2	4amu
Shielding	Approx. Energy	Penetrating power	
Paper, clothing	5 MeV	Low 0.05mm body tissue	

[Jump back to title slide](#)

Alpha

Beta

Composition	Symbol	Charge	Mass
Same as an electron	e^-, β	-1	$1/1837^{\text{th}}$ (basically 0)
Shielding	Approx. Energy	Penetrating power	
Aluminum foil	0.05-1 MeV	Moderate 4mm body tissue	

Gamma

Composition	Symbol	Charge	Mass
High energy electromagnetic radiation	γ	0	0
Shielding	Approx. Energy	Penetrating power	
Lead, Concrete	1 MeV	High Penetrates easily	

Writing
Nuclear
Equations

[Jump back to
title slide](#)

Alpha

Mass #



Atomic #

Beta

Mass #



Atomic #

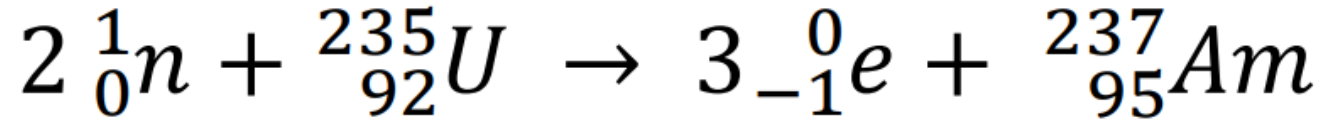
Writing Nuclear Equations

Sometimes lots of parts! Still just adding/subtracting!

[Jump back to title slide](#)

$$(2 \times 1) + 235 = \mathbf{237}$$

$$(3 \times 0) + 237 = \mathbf{237}$$



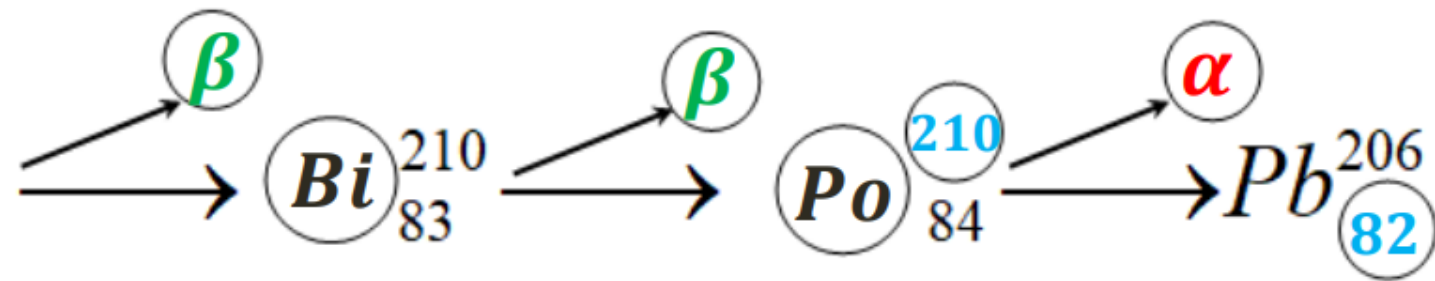
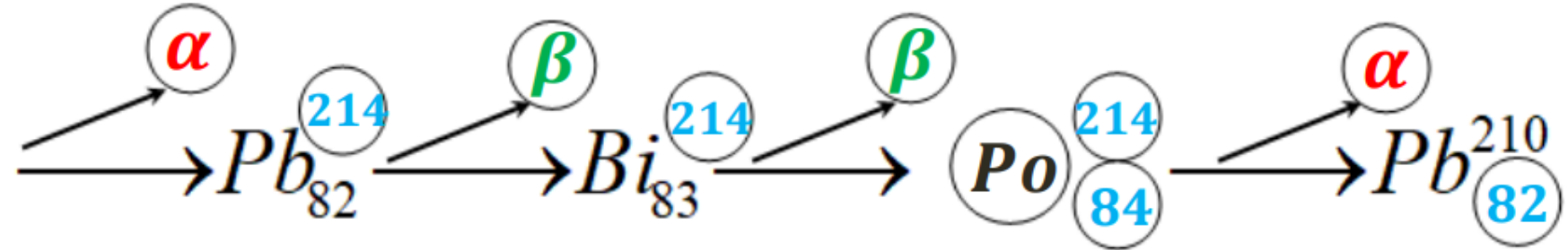
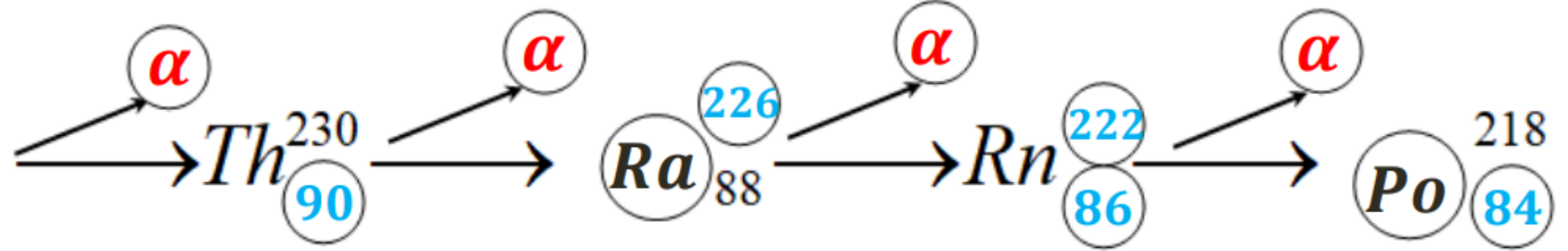
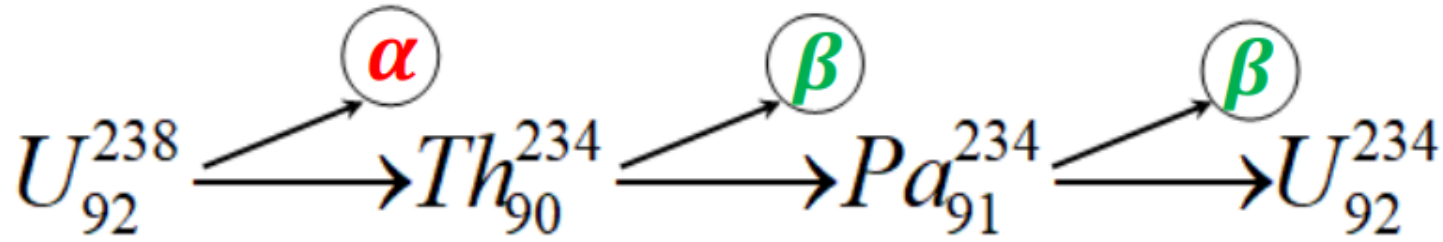
$$(2 \times 0) + 92 = \mathbf{92}$$

$$(3 \times -1) + 95 = \mathbf{92}$$

By the way...This is called “neutron bombardment”

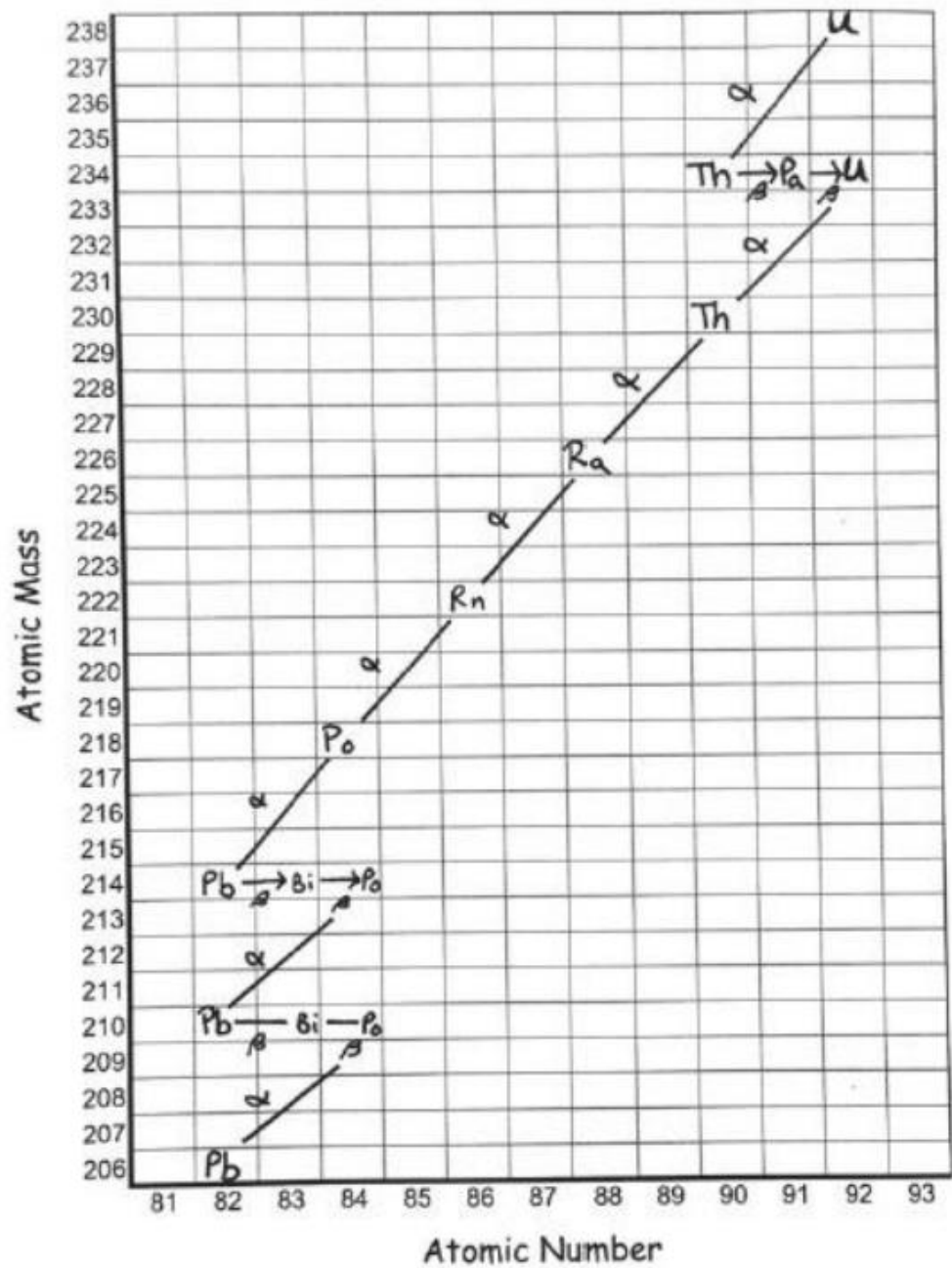
Decay Series

[Jump back to title slide](#)



Decay Series

[Jump back to title slide](#)

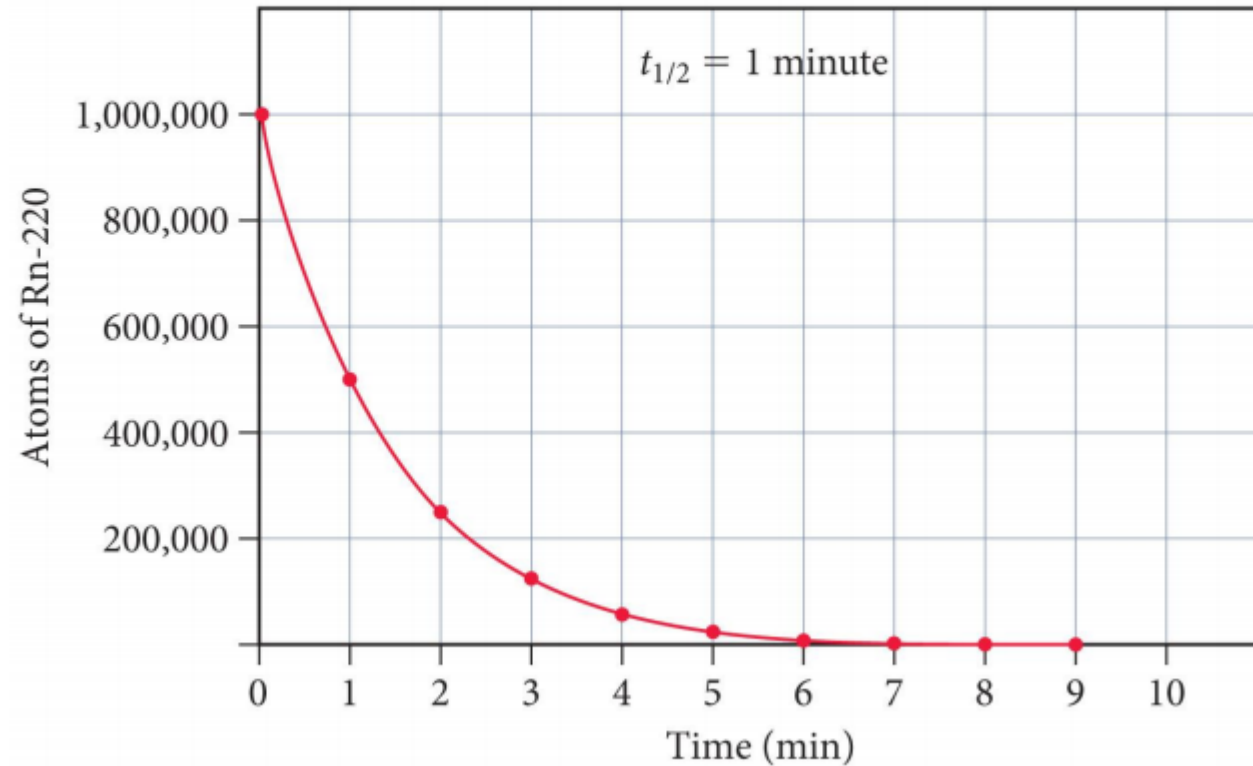


Half Life

Half of the radioactive atoms decay each half-life.

[Jump back to title slide](#)

Decay of Radon-220



Half-Life Equation

[Jump back to title slide](#)

- Use a handy dandy equation!

Amount Starting

$$A_E = A_S \times (0.5)^n$$

of half-lives

Amount Ending

$$n = \frac{t}{h}$$

t = time passed
h = length of one half-life

Solving for % remaining

[Jump back to title slide](#)

$$A_E = A_S \times (0.5)^n$$

$$\% \text{ remaining} = \frac{A_E}{A_S} \times 100$$

$$\frac{A_E}{A_S} = (0.5)^n$$

Then multiply your answer by 100 to put it in % format!

Solve for Time/Half-life

[Jump back to title slide](#)

$$A_E = A_s \times (0.5)^{t/h}$$

Isolate $(0.5)^{t/h}$

$$\frac{A_E}{A_s} = (0.5)^{t/h}$$

Bring down exponent using logs

$$\text{Log} \left(\frac{A_E}{A_s} \right) = \frac{t}{h} \text{Log} (0.5)$$

Plug in your #'s then rearrange for t or h depending on what you want to solve for!

Unit #3

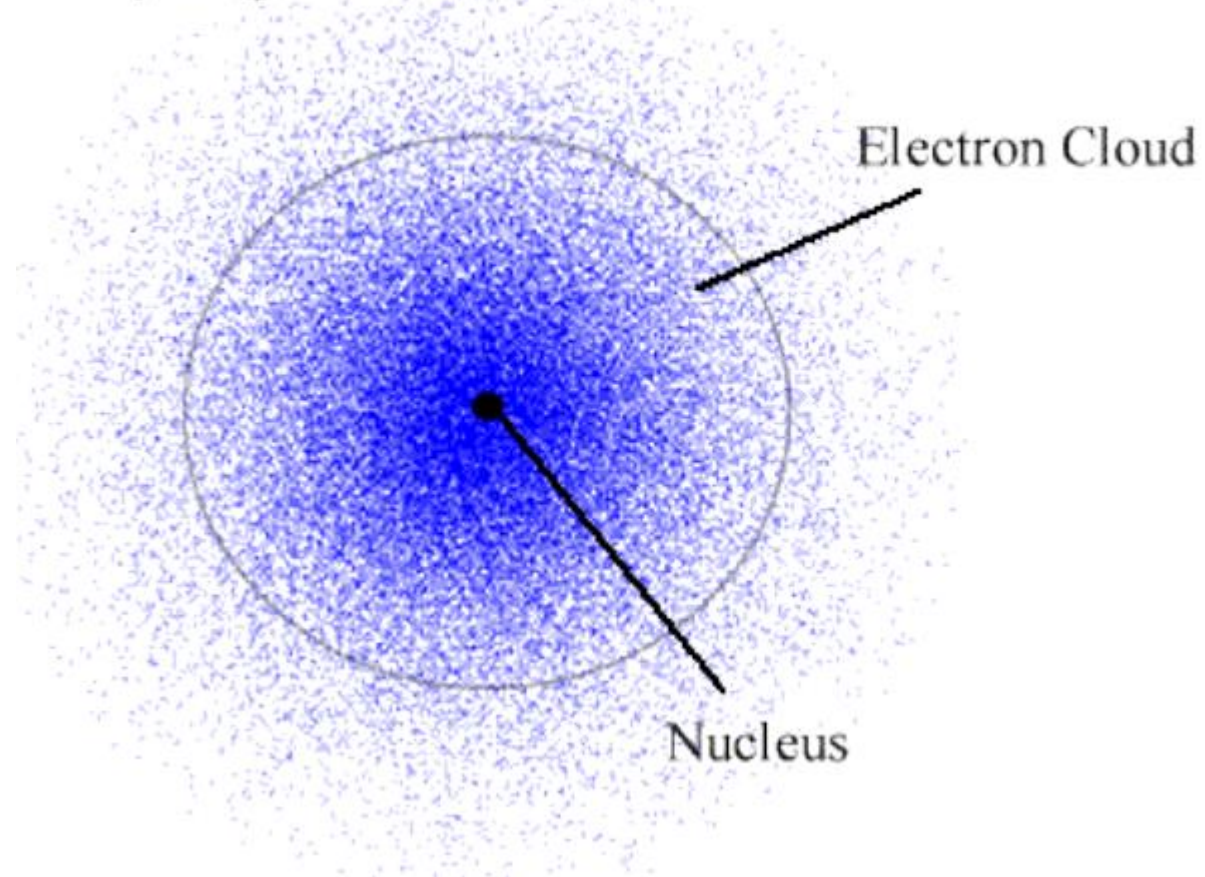
Electrons

- Quantum mechanical theory
- Orbital diagrams
- Writing electron configurations
- Noble Gas configuration
- Configuration of ions
- Absorption and emission

**Quantum
Mechanical
Model**

[Jump back to
title slide](#)

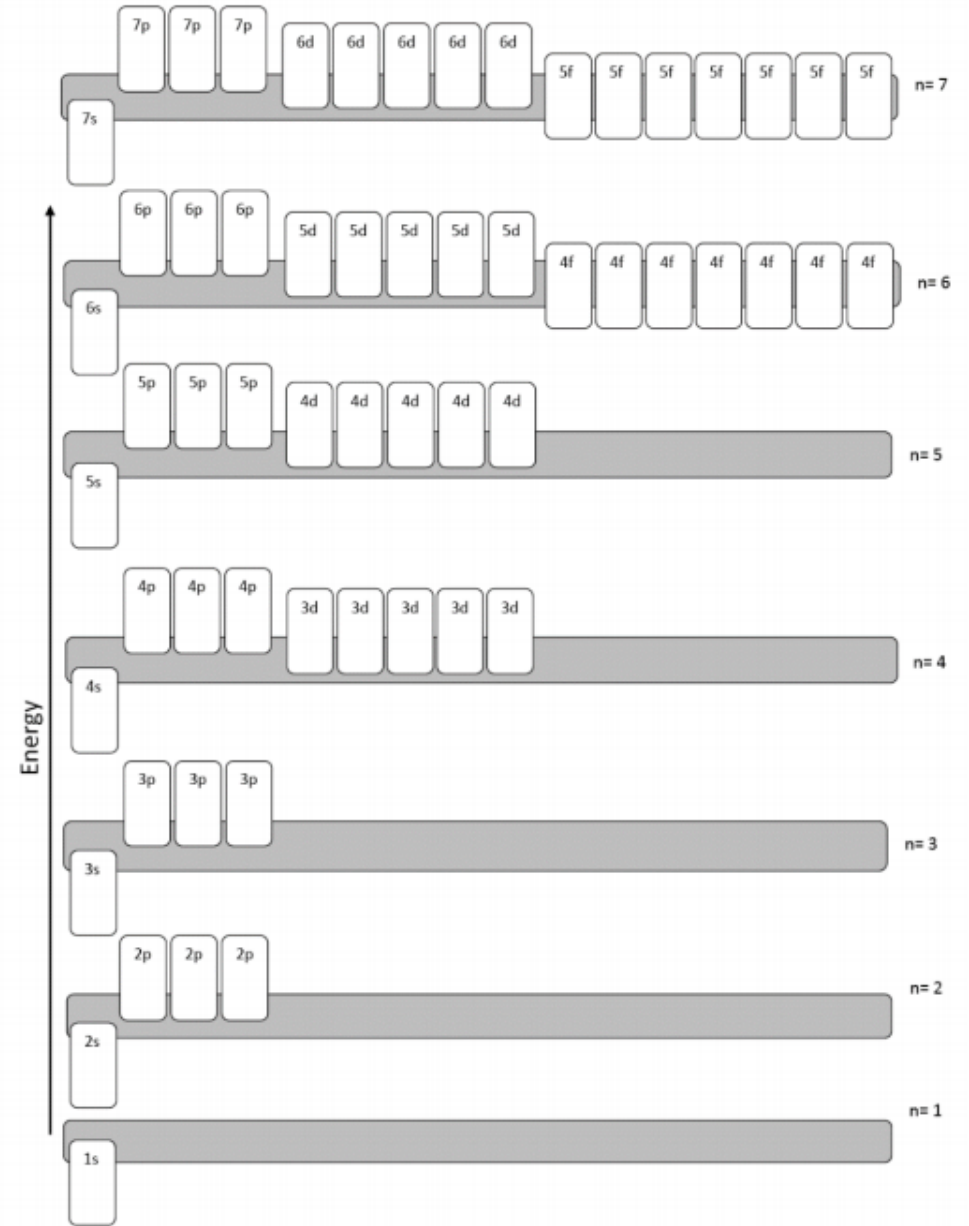
Hydrogen Atom Electron Cloud Model



Orbital Diagrams

Orbital Diagram

A chart that shows you the order that the orbitals go in.



[Jump back to title slide](#)

Aufbau Principle

An electron occupies the lowest energy orbital that it can.

Pauli Exclusion Principle

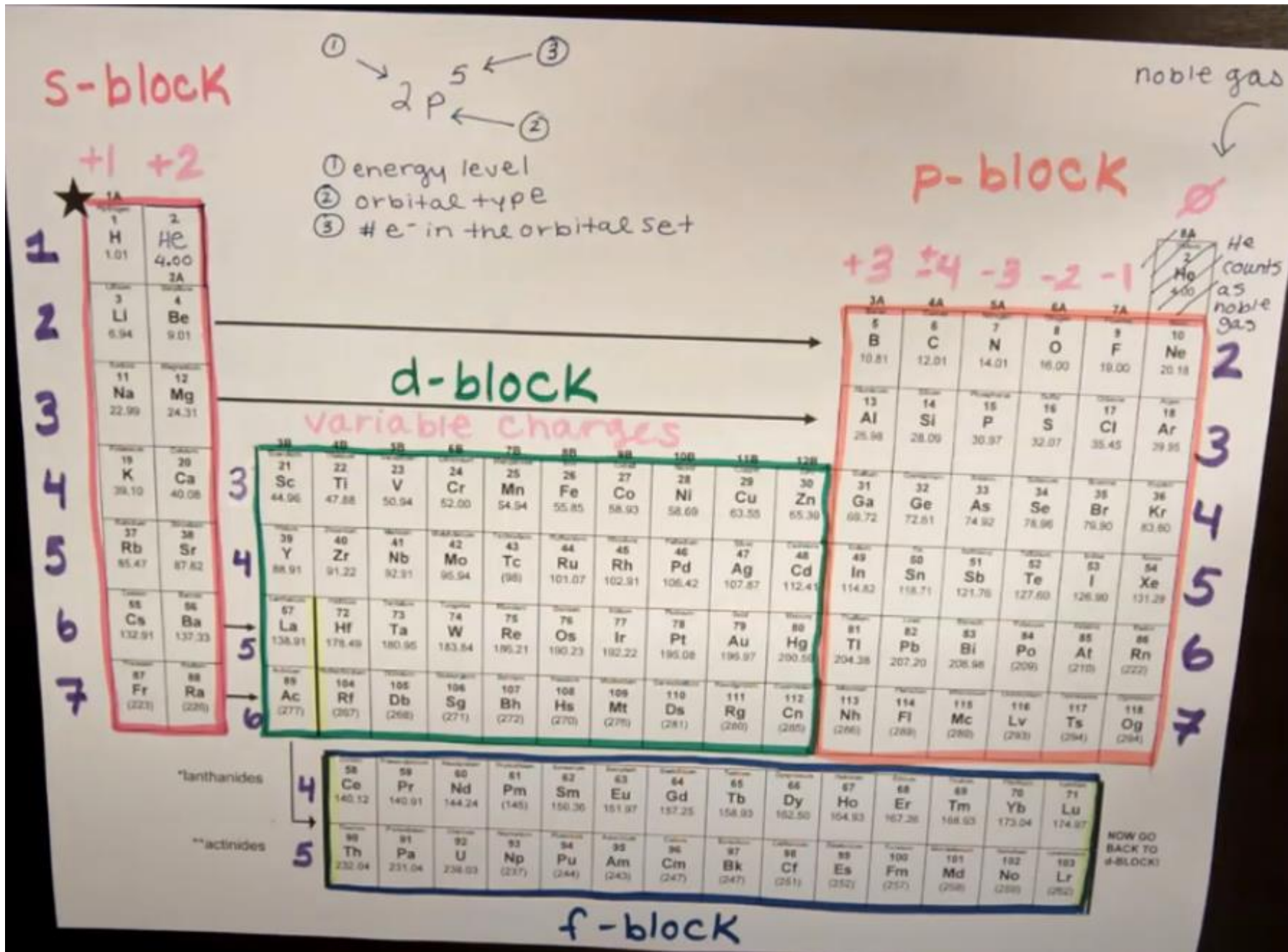
No two electrons in the same atom can have the same set of 4 quantum numbers

Hund's Rule

Orbitals of equal energy are each occupied by one electron before any orbital is occupied by a second electron.

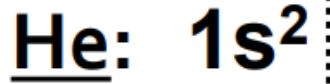
Writing Electron Config.

[Jump back to title slide](#)



Noble Gas
Config.

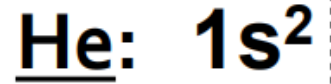
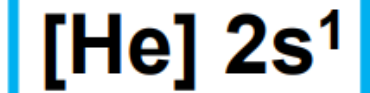
[Jump back to
title slide](#)



Lithium



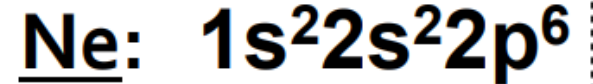
Helium + extra!



Nitrogen



Helium + extra!



Sodium

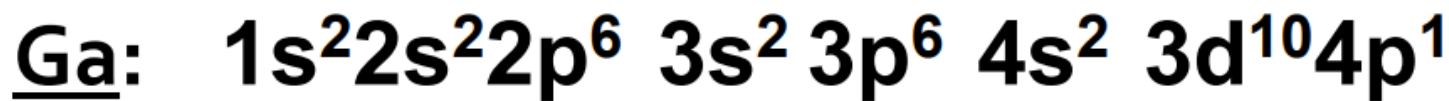


Neon + extra!



Noble Gas Configurations!

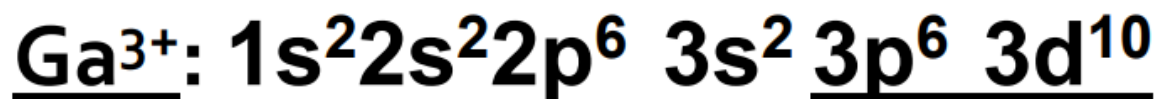
Configuration of Ions



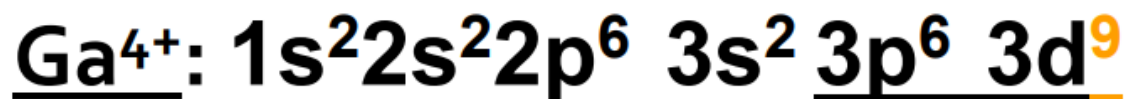
Take 4p first



Take 4s next



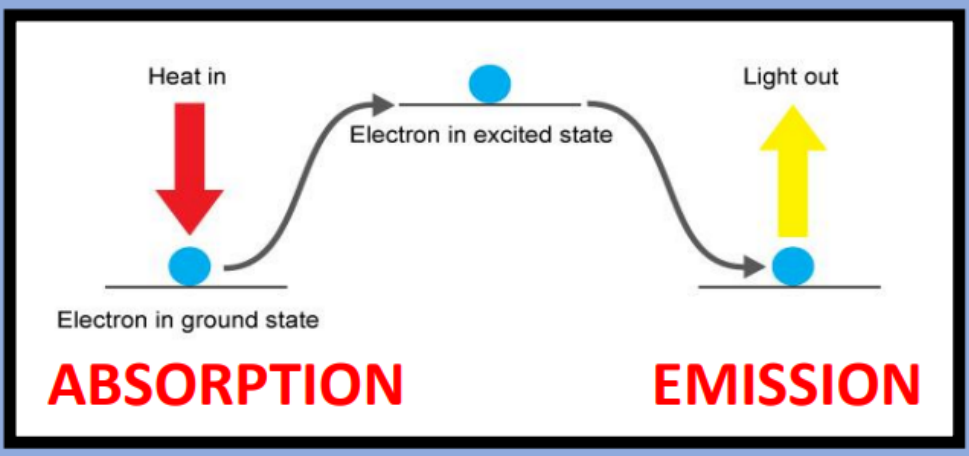
Take last 4s



THEN you can take 3d !

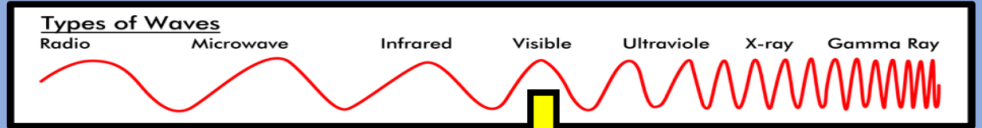
[Jump back to
title slide](#)

Absorption and Emission

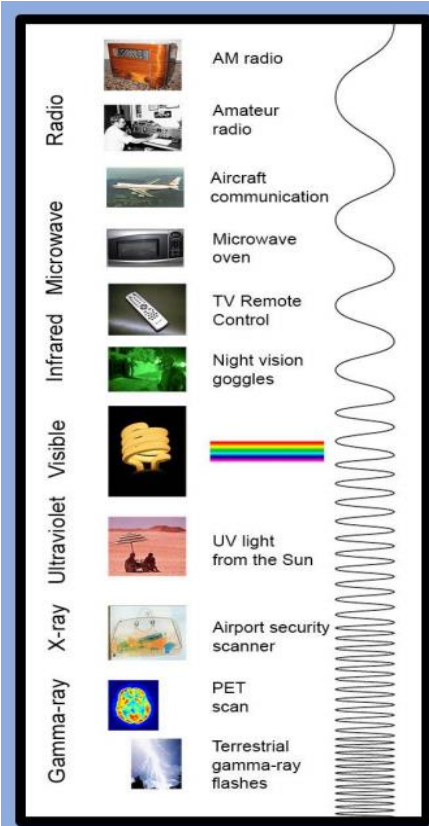


ENERGY SPECTRUM



You can measure the exact wavelength and it can tell you how big the energy gap was that the e- fell from



[Jump back to title slide](#)



We can only see this little range here



Chemistry Lover's

Unit #4

Periodic Table

- Structure of the periodic table
- Periodic trends

Periodic Table Structure

[Jump back to title slide](#)

Using this as a guide, color code your periodic table to show the three **CLASSES** of elements.

1 Hydrogen 1 H 1.01	2 Helium 2 He 4.00											13 Boron 5 B 10.81	14 Carbon 6 C 12.01	15 Nitrogen 7 N 14.01	16 Oxygen 8 O 16.00	17 Fluorine 9 F 19.00	18 Neon 10 Ne 20.18	
3 Lithium 3 Li 6.94	4 Beryllium 4 Be 9.01											13 Aluminum 13 Al 26.98	14 Silicon 14 Si 28.09	15 Phosphorus 15 P 30.97	16 Sulfur 16 S 32.07	17 Chlorine 17 Cl 35.45	18 Argon 18 Ar 39.95	
11 Sodium 11 Na 22.99	12 Magnesium 12 Mg 24.31	21 Scandium 21 Sc 44.96	22 Titanium 22 Ti 47.88	23 Vanadium 23 V 50.94	24 Chromium 24 Cr 52.00	25 Manganese 25 Mn 54.94	26 Iron 26 Fe 55.85	27 Cobalt 27 Co 58.93	28 Nickel 28 Ni 58.69	29 Copper 29 Cu 63.55	30 Zinc 30 Zn 65.39	31 Gallium 31 Ga 69.72	32 Germanium 32 Ge 72.61	33 Arsenic 33 As 74.92	34 Selenium 34 Se 78.96	35 Bromine 35 Br 79.90	36 Krypton 36 Kr 83.80	
37 Rubidium 37 Rb 85.47	38 Strontium 38 Sr 87.62	39 Yttrium 39 Y 88.91	40 Zirconium 40 Zr 91.22	41 Niobium 41 Nb 92.91	42 Molybdenum 42 Mo 95.94	43 Technetium 43 Tc (98)	44 Ruthenium 44 Ru 101.07	45 Rhodium 45 Rh 102.91	46 Palladium 46 Pd 106.42	47 Silver 47 Ag 107.87	48 Cadmium 48 Cd 112.41	49 Indium 49 In 114.82	50 Tin 50 Sn 118.71	51 Antimony 51 Sb 121.76	52 Tellurium 52 Te 127.60	53 Iodine 53 I 126.90	54 Xenon 54 Xe 131.29	
55 Cesium 55 Cs 132.91	56 Barium 56 Ba 137.33	57-70 Lanthanides	71 Lutetium 71 Lu 174.97	72 Hafnium 72 Hf 178.49	73 Tantalum 73 Ta 180.95	74 Tungsten 74 W 183.84	75 Rhenium 75 Re 186.21	76 Osmium 76 Os 190.23	77 Iridium 77 Ir 192.22	78 Platinum 78 Pt 195.08	79 Gold 79 Au 196.97	80 Mercury 80 Hg 200.59	81 Thallium 81 Tl 204.38	82 Lead 82 Pb 207.20	83 Bismuth 83 Bi 208.98	84 Polonium 84 Po (209)	85 Astatine 85 At (210)	86 Radon 86 Rn (222)
87 Francium 87 Fr (223)	88 Radium 88 Ra (226)	89-102 Actinides	103 Lawrencium 103 Lr (262)	104 Rutherfordium 104 Rf (267)	105 Dubnium 105 Db (268)	106 Seaborgium 106 Sg (271)	107 Bohrium 107 Bh (272)	108 Hassium 108 Hs (270)	109 Meitnerium 109 Mt (276)	110 Darmstadtium 110 Ds (281)	111 Roentgenium 111 Rg (280)	112 Copernicium 112 Cn (285)	113 Uut 113 Uut (284)	114 Uuq 114 Uuq (289)	115 Uup 115 Uup (288)	116 Uuh 116 Uuh (293)	117 Uus 117 Uus (294.7)	118 Uuo 118 Uuo (294)

- Metals
- Non-metals
- Metalloids

Polonium is sometimes considered a metal, metalloid, or a non-metal depending on which table you are looking at. Astatine is sometimes considered a nonmetal, sometimes a metalloid. No big deal, it is weird!

*lanthanides	57 Lanthanum La 138.91	58 Cerium Ce 140.12	59 Praseodymium Pr 140.91	60 Neodymium Nd 144.24	61 Promethium Pm (145)	62 Samarium Sm 150.36	63 Europium Eu 151.97	64 Gadolinium Gd 157.25	65 Terbium Tb 158.93	66 Dysprosium Dy 162.50	67 Holmium Ho 164.93	68 Erbium Er 167.26	69 Thulium Tm 168.93	70 Ytterbium Yb 173.04
**actinides	89 Actinium Ac (227)	90 Thorium Th 232.04	91 Protactinium Pa 231.04	92 Uranium U 238.03	93 Neptunium Np (237)	94 Plutonium Pu (244)	95 Americium Am (243)	96 Curium Cm (247)	97 Berkelium Bk (247)	98 Californium Cf (251)	99 Einsteinium Es (252)	100 Fermium Fm (257)	101 Mendelevium Md (258)	102 Nobelium No (259)

Periodic Table Structure

[Jump back to title slide](#)

Using this as a guide, color code your periodic table to show the **GROUP NAMES**

1 Hydrogen 1 H 1.01	2 Helium 2 He 4.00											13 Boron 5 B 10.81	14 Carbon 6 C 12.01	15 Nitrogen 7 N 14.01	16 Oxygen 8 O 16.00	17 Fluorine 9 F 19.00	18 Neon 10 Ne 20.18	
3 Lithium 3 Li 6.94	4 Beryllium 4 Be 9.01											13 Aluminum 13 Al 26.98	14 Silicon 14 Si 28.09	15 Phosphorus 15 P 30.97	16 Sulfur 16 S 32.07	17 Chlorine 17 Cl 35.45	18 Argon 18 Ar 39.95	
11 Sodium 11 Na 22.99	12 Magnesium 12 Mg 24.31	21 Scandium 21 Sc 44.96	22 Titanium 22 Ti 47.88	23 Vanadium 23 V 50.94	24 Chromium 24 Cr 52.00	25 Manganese 25 Mn 54.94	26 Iron 26 Fe 55.85	27 Cobalt 27 Co 58.93	28 Nickel 28 Ni 58.69	29 Copper 29 Cu 63.55	30 Zinc 30 Zn 65.39	31 Gallium 31 Ga 69.72	32 Germanium 32 Ge 72.61	33 Arsenic 33 As 74.92	34 Selenium 34 Se 78.96	35 Bromine 35 Br 79.90	36 Krypton 36 Kr 83.80	
37 Rubidium 37 Rb 85.47	38 Strontium 38 Sr 87.62	39 Yttrium 39 Y 88.91	40 Zirconium 40 Zr 91.22	41 Niobium 41 Nb 92.91	42 Molybdenum 42 Mo 95.94	43 Technetium (98)	44 Ruthenium 44 Ru 101.07	45 Rhodium 45 Rh 102.91	46 Palladium 46 Pd 106.42	47 Silver 47 Ag 107.87	48 Cadmium 48 Cd 112.41	49 Indium 49 In 114.82	50 Tin 50 Sn 118.71	51 Antimony 51 Sb 121.76	52 Tellurium 52 Te 127.60	53 Iodine 53 I 126.90	54 Xenon 54 Xe 131.29	
55 Cesium 55 Cs 132.91	56 Barium 56 Ba 137.33	57-70 Lanthanides	71 Lanthanum 71 La 174.97	72 Hafnium 72 Hf 178.49	73 Tantalum 73 Ta 180.95	74 Tungsten 74 W 183.84	75 Rhenium 75 Re 186.21	76 Osmium 76 Os 190.23	77 Iridium 77 Ir 192.22	78 Platinum 78 Pt 195.08	79 Gold 79 Au 196.97	80 Mercury 80 Hg 200.59	81 Thallium 81 Tl 204.38	82 Lead 82 Pb 207.20	83 Bismuth 83 Bi 208.98	84 Polonium 84 Po (209)	85 Astatine 85 At (210)	86 Radon 86 Rn (222)
87 Francium 87 Fr (223)	88 Radium 88 Ra (226)	89-102 Actinides	103 Lawrencium (262)	104 Rutherfordium (267)	105 Dubnium (268)	106 Seaborgium (271)	107 Bohrium (272)	108 Hassium (270)	109 Meitnerium (276)	110 Darmstadtium (281)	111 Roentgenium (280)	112 Copernicium (285)	113 Uut (284)	114 Uuq (289)	115 Uup (288)	116 Uuh (293)	117 Uus (294?)	118 Uuo (294)
		*lanthanides	57 Lanthanum 57 La 138.91	58 Cerium 58 Ce 140.12	59 Praseodymium 59 Pr 140.91	60 Neodymium 60 Nd 144.24	61 Promethium (145)	62 Samarium 62 Sm 150.36	63 Europium 63 Eu 151.97	64 Gadolinium 64 Gd 157.25	65 Terbium 65 Tb 158.93	66 Dysprosium 66 Dy 162.50	67 Holmium 67 Ho 164.93	68 Erbium 68 Er 167.26	69 Thulium 69 Tm 168.93	70 Ytterbium 70 Yb 173.04		
		**actinides	89 Actinium (227)	90 Thorium 90 Th 232.04	91 Protactinium 91 Pa 231.04	92 Uranium 92 U 238.03	93 Neptunium (237)	94 Plutonium (244)	95 Americium (243)	96 Curium (247)	97 Berkelium (247)	98 Californium (251)	99 Einsteinium (252)	100 Fermium (257)	101 Mendelevium (258)	102 Nobelium (259)		

- Alkali Metals
- Alkaline Earth Metals
- Transition Metals
- Other Metals
- Rare Earth Metals
- Metalloids/Semimetals
- Other Non-metals
- Halogens
- Noble Gases

Polonium sometimes considered an other metal, sometimes a metalloid/semimetal. Astatine sometimes a metalloid sometimes a halogen. No big deal, its weird!

Periodic Table Structure

[Jump back to
title slide](#)

Things in the same period have:

Increasing atomic # and mass $L \rightarrow R$

Same number of energy levels

Period 1 has 1 level

Period 2 has 2 levels etc...

Things in the same group have:

Increasing atomic # and mass \downarrow

Same number of valence electrons

Exceptions: d and f block

Similar physical and chemical properties

b/c they have same # of valence e^s

Valence Electrons:

Outer electrons

Matches the "A" column number

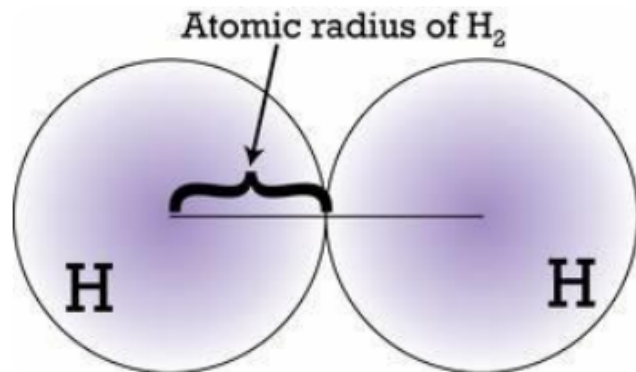
1A has 1 v.e⁻, 2A has 2v.e⁻, etc.

d and f blocks don't follow rules

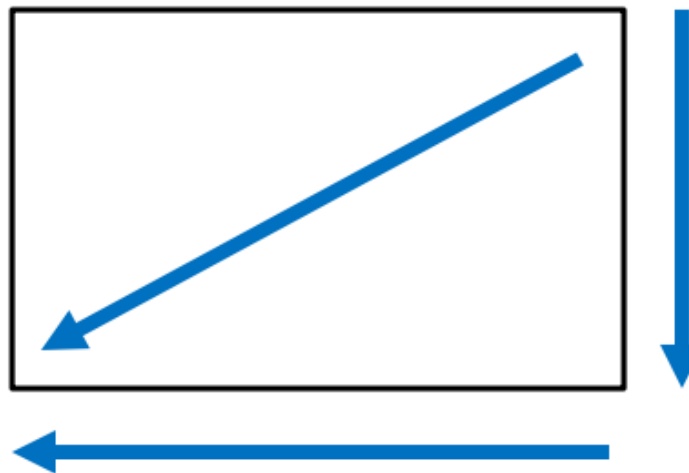
ATOMIC RADIUS

What

- $\frac{1}{2}$ the distance between two bonded nuclei
- Cant measure to the edge b/c orbitals aren't tangible!



How



[Jump back to title slide](#)

Periodic Trends

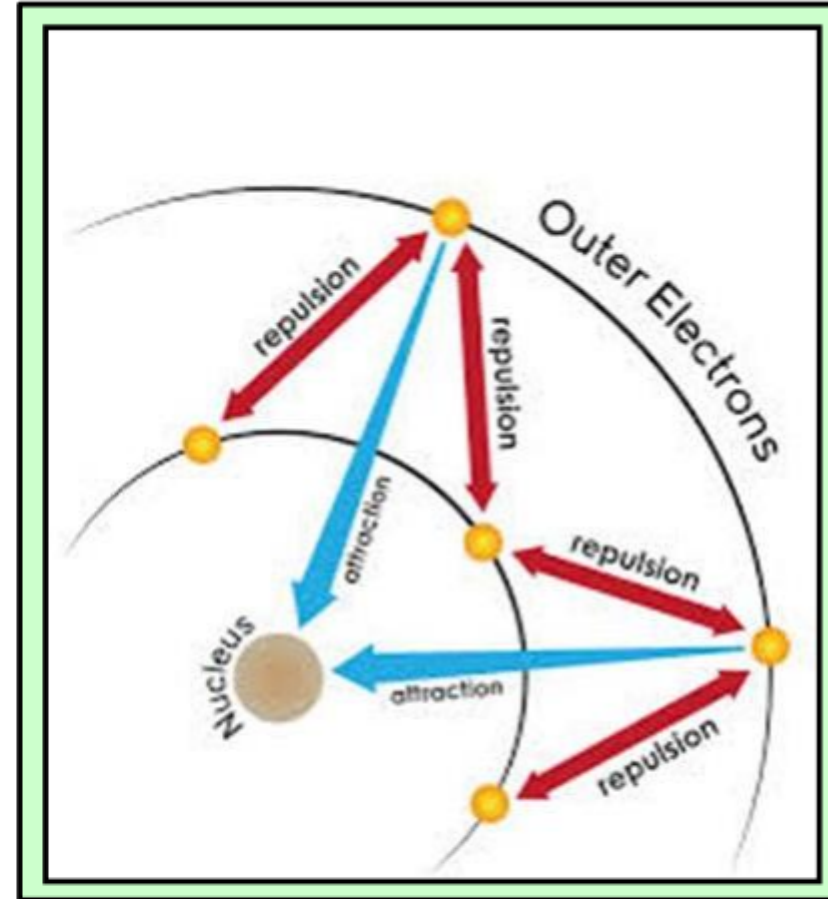
[Jump back to title slide](#)

Effective Nuclear Charge (Z_{eff})

The relative attraction the valence electrons have for the protons in the nucleus

Shielding Effect

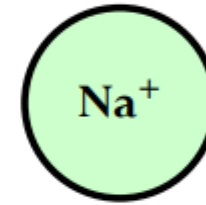
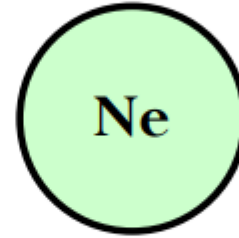
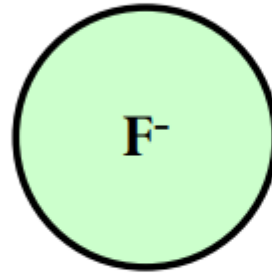
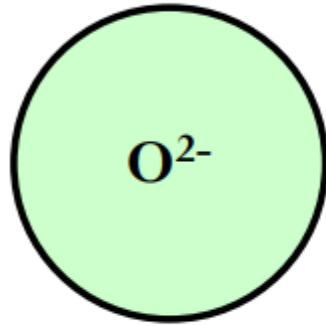
The inner shell electrons repel the outer valence electrons – keeps the valence e- from “feeling” the nucleus. More repulsion results in less attraction between nucleus and valence e-.



Isoelectric Species

Atoms/Ions that have the same number of e-

All these examples are $1s^22s^22p^6$



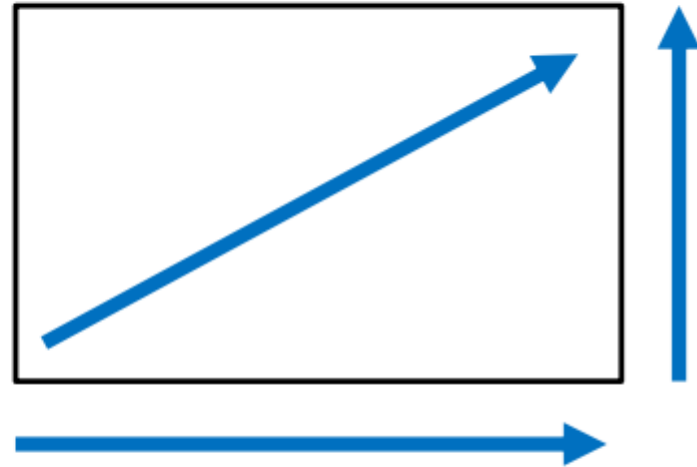
Increased protons can pull harder on the valence electrons – greater effective nuclear charge – so the radius is smaller even though they have the same number of electrons and energy levels

IONIZATION ENERGY

What

The energy required to remove one electron from a neutral atom of an element

How



Noble Gases are HIGHEST!
They REALLY don't
want to let go of an e-

[Jump back to
title slide](#)

Subsequent Ionizations

Every time you take an e- away it gets harder to take the next one. Radius is getting smaller, so nucleus can pull harder on the valence - harder to remove the next one. HUGE LEAP in I.E. once it's achieved noble gas configuration - why would it want to lose another one?!

Element	IE ₁	IE ₂	IE ₃	IE ₄
Na	496	4560		
Mg	738	1450	7730	
Al	578	1820	2750	11,600

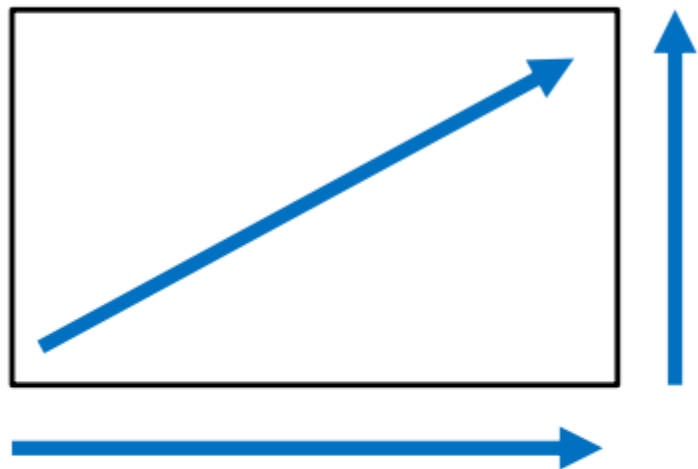
ELECTRONEGATIVITY

What

A measure of the ability of an atom in a chemical compound to attract electrons from another atom in the compound

How strongly can one atom pull on the electrons being shared in a bond.

How



Noble Gases are LOWEST!
They DON'T CARE about
attracting electrons!

[Jump back to
title slide](#)

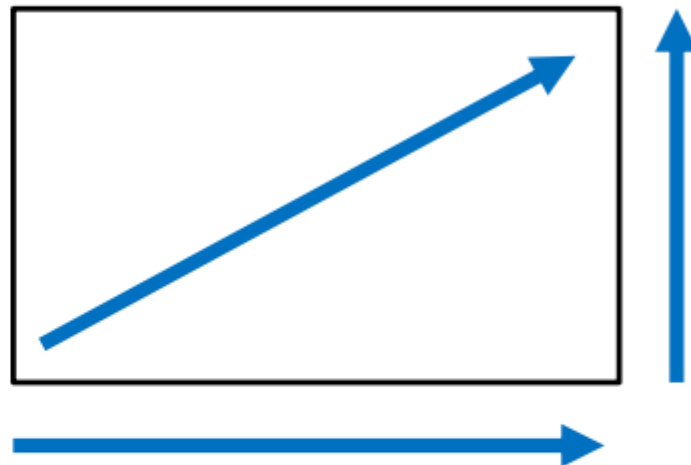
ELECTRON AFFINITY

What

How much energy is released when the atom gains an electron to make a negative ion.

*How much stability does it gain once it is an anion.
More energy released – more stable.*

How



Noble Gases are **LOWEST!**
They **DON'T CARE** about attracting electrons!

[Jump back to title slide](#)

Periodic Trends

[Jump back to title slide](#)

REACTIVITY


What

Elements in the same group have similar types of behaviors because they have the same number of valence e-

BUT

The **MAGNITUDE** of their reactions changes!

How




Metals and Non-metals are opposite trends!
Noble gases are “INERT” or non-reactive

Periodic Trends

[Jump back to title slide](#)

REACTIVITY

<i>What</i>	<i>How</i>
<p>Elements in the same group have similar types of behaviors <u>because they have the same number of valence e-</u></p> <p>BUT</p> <p>The MAGNITUDE of their reactions changes!</p>	 <p>Metals and Non-metals are opposite trends! Noble gases are “INERT” or non-reactive</p>

Periodic Trends

IONIZATION ENERGY
ELECTRONEGATIVITY
ELECTRON AFFINITY

EFFECTIVE NUCLEAR CHARGE - Z_{EFF}



RADIUS

RADIUS
SHIELDING

1A 1 H 1.00794	2A 2 He 4.002602																
3 Li 6.941	4 Be 9.012182											5 B 10.811	6 C 12.0107	7 N 14.0067	8 O 15.9994	9 F 18.9984032	10 Ne 20.1797
11 Na 22.989769	12 Mg 24.3050	3B 21 Sc 44.955912	4B 22 Ti 47.867	5B 23 V 50.9415	6B 24 Cr 51.9961	7B 25 Mn 54.938045	8B 26 Fe 55.845	8B 27 Co 58.933195	8B 28 Ni 58.6934	1B 29 Cu 63.546	2B 30 Zn 65.38	3A 31 Al 26.9815386	4A 32 Si 28.0855	5A 33 P 30.973762	6A 34 S 32.065	7A 35 Cl 35.453	8A 36 Ar 39.948
19 K 39.0983	20 Ca 40.078	39 Y 88.90585	40 Zr 91.224	41 Nb 92.90638	42 Mo 95.96	43 Tc [98]	44 Ru 101.07	45 Rh 102.90550	46 Pd 106.42	47 Ag 107.8682	48 Cd 112.411	49 In 114.818	50 Sn 118.710	51 Sb 121.760	52 Te 127.60	53 I 126.90447	54 Xe 131.290
55 Cs 132.9054519	56 Ba 137.327	57-71 Lanthanides	72 Hf 178.49	73 Ta 180.94788	74 W 183.84	75 Re 186.207	76 Os 190.23	77 Ir 192.217	78 Pt 195.084	79 Au 196.966569	80 Hg 200.59	81 Tl 204.3833	82 Pb 207.2	83 Bi 208.98040	84 Po [209]	85 At [210]	86 Rn [222]
87 Fr [223]	88 Ra [226]	89-103 Actinides	104 Rf [261]	105 Db [262]	106 Sg [263]	107 Bh [264]	108 Hs [265]	109 Mt [266]	110 Ds [271]	111 Rg [272]	112 Cn [277]	113 Uut [284]	114 Fl [285]	115 Uup [286]	116 Lv [289]	117 Uus [294]	118 Uuo [294]

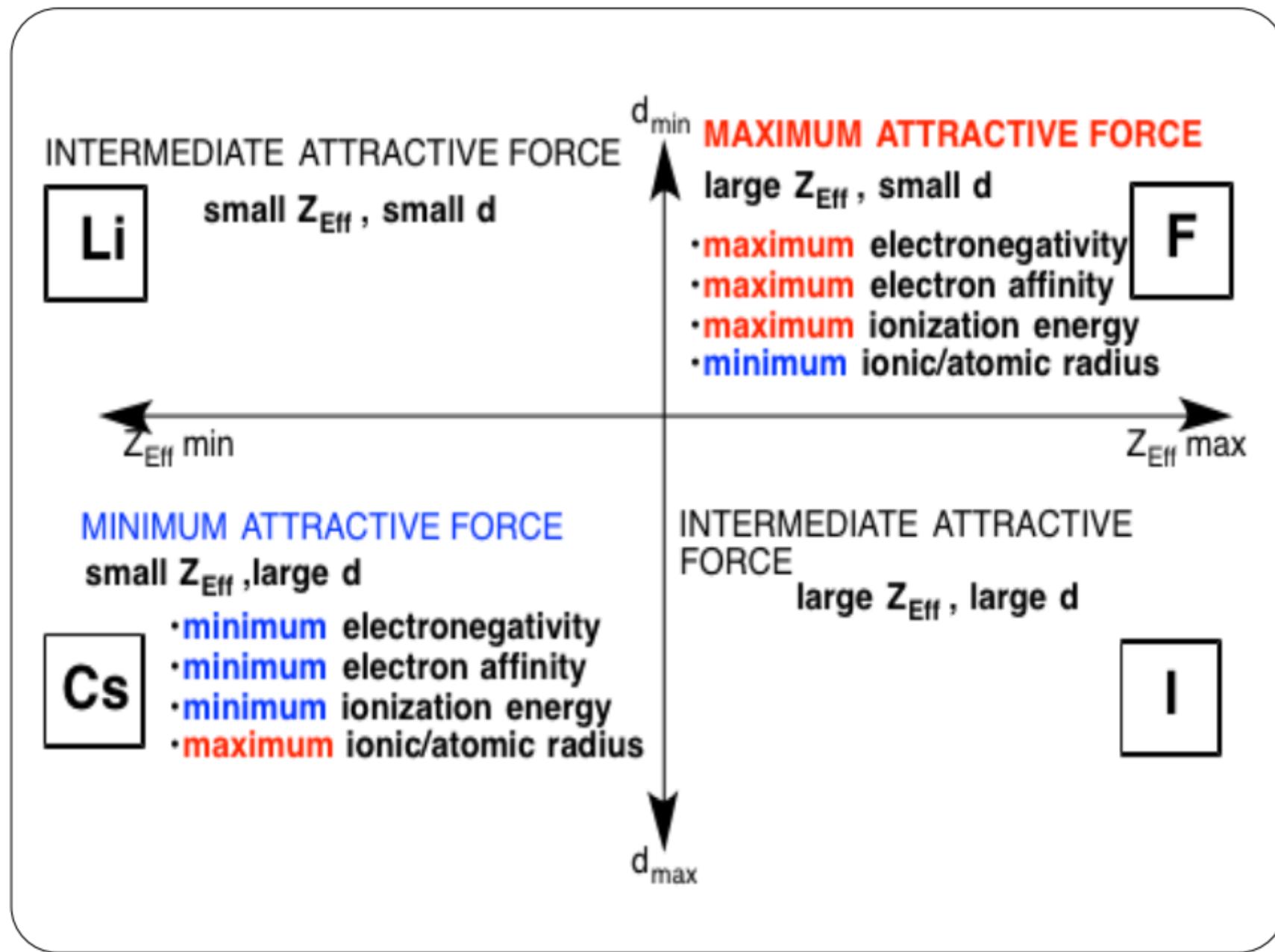
IONIZATION ENERGY
ELECTRONEGATIVITY
ELECTRON AFFINITY



[Jump back to title slide](#)

Periodic Trends

[Jump back to title slide](#)



Unit #5

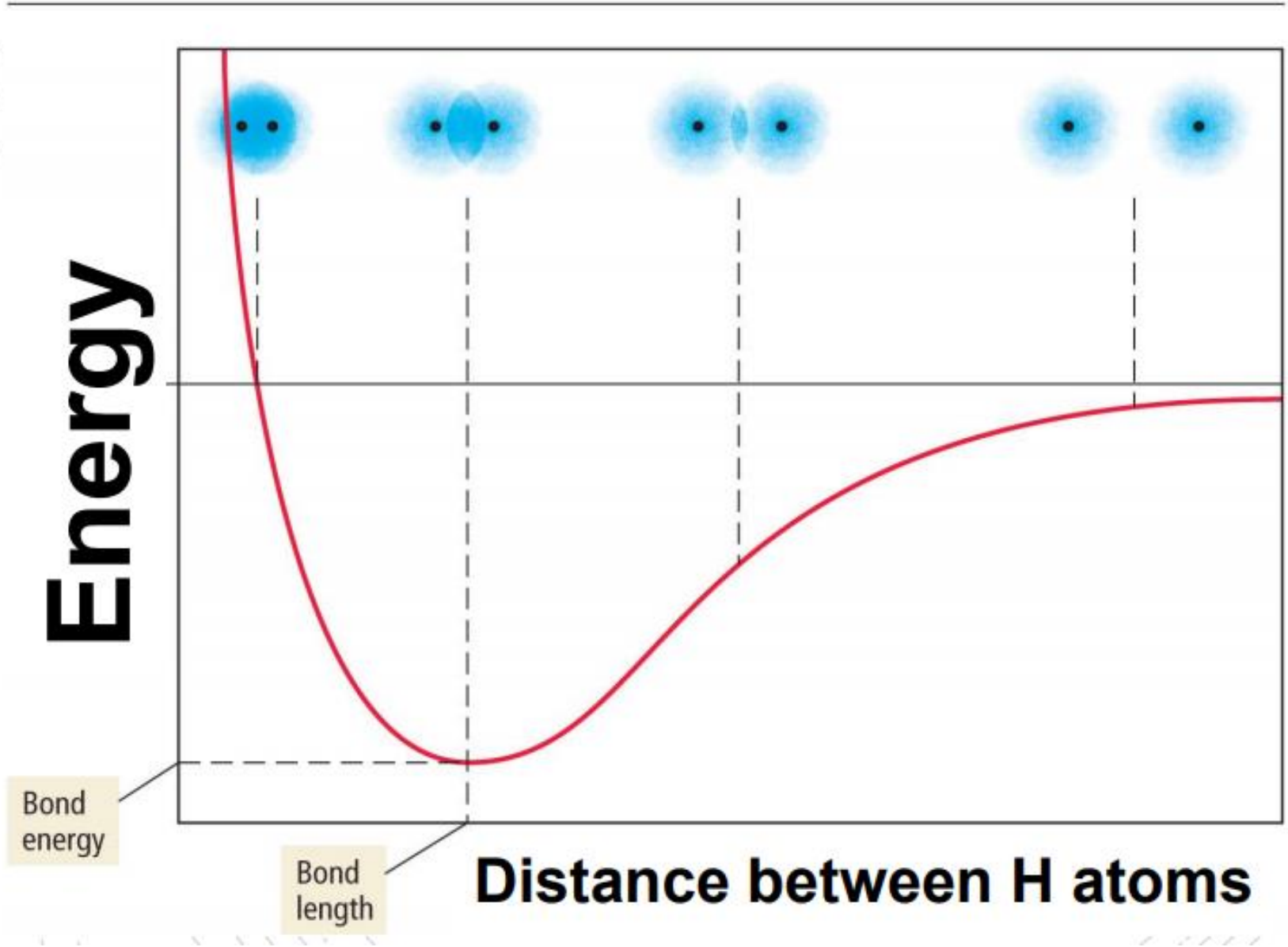
Bonding and Structure

- Why bonds form
- Types of bonds
- Naming formulas
- Writing neutral formulas
- Lewis structures
- VSPER
- Hybridization
- Polarity
- Intermolecular forces

Why Bonds Form

[Jump back to title slide](#)

Interaction Energy of Two Hydrogen Atoms

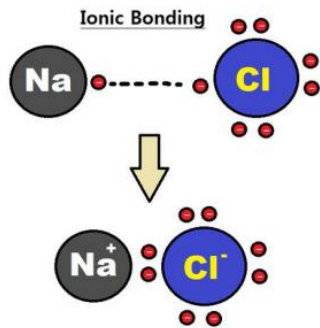


Types of Bonds

[Jump back to title slide](#)

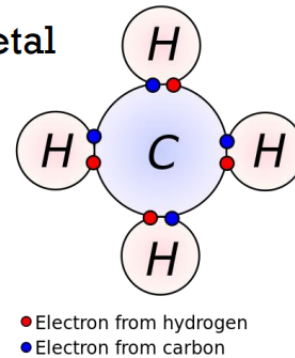
Ionic Bonds

- Transfer of electrons - makes charges
- Electrostatic bond between a positive charge and a negative charge
- Metal + Nonmetal
 Ca^{2+} O^{2-}
- Polyatomic Ions, even if nonmetals
 NH_4^+ , SO_4^{2-}



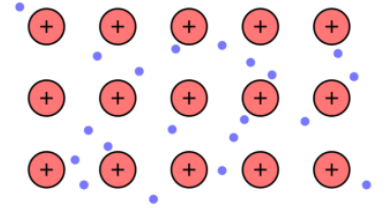
Covalent Bonds

- Atoms can't fully transfer electrons, so they share them
- Nonmetal + Nonmetal
 CH_4



Metallic Bonds

- Electrons “detach” from the atoms they came from
- Creates a “sea of electrons” that can flow when a charge is applied



Naming Ionic Compounds

- **Cation first, then anion**
- **Monatomic cation = name of the element**
 - Ca^{2+} = calcium ion
- **Monatomic anion = root + -ide**
 - Cl^- = chloride
 - CaCl_2 = calcium chloride

With Polyatomic Ions

- Poly atomic ions always keep their special names, don't change them!
- $\text{K}_3(\text{PO}_3)$
- Potassium phosphite

Metals with variable charges

- Some metal forms more than one cation
- Use **Roman numeral** in name
 - **PbCl_2**
 - Pb^{2+} is cation
 - PbCl_2 = lead(II) chloride
 - **FeO**
 - Fe^{2+} is cation
 - FeO = Iron(II) oxide

Naming Covalent Molecules

[Jump back to
title slide](#)

- ☐ Two (or more) nonmetals
- ☐ All elements keep their normal names EXCEPT the **last element changes its ending to -ide**
- ☐ Use prefixes
- ☐ **NEVER** use “mono” for the first element!

number of atoms	prefix
1	mono
2	di
3	tri
4	tetra
5	penta
6	hexa
7	hepta
8	octa
9	nona
10	deca

- **Double vowels** – when using prefixes we don’t like some double vowel combos – drop the last vowel from the prefix portion of the name
 - Any double vowel with an I is ok!
 - Diiodide = ok
 - Pentaiodide = ok
 - Monoiodide = ok
 - Monoxide = no! → monoxide

Naming Metallic Substances

SUPER EASY....

➤ Name the metal. The end.

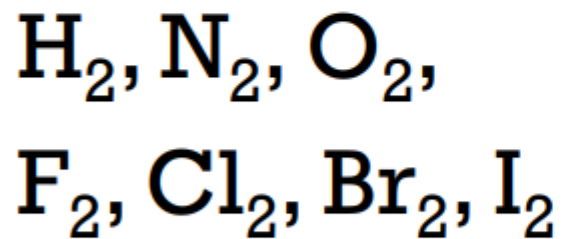
➤ Cu

➤ Copper

Odds and Ends

Are the exceptions? Weird rules? YES. ALWAYS.

➤ Diatomic elements – some elements come as a pair and not by themselves

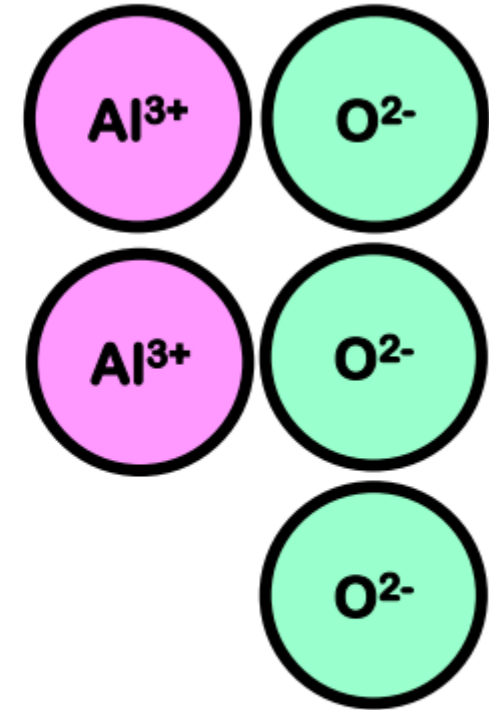
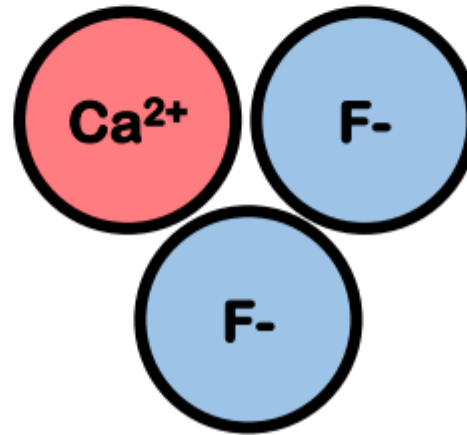
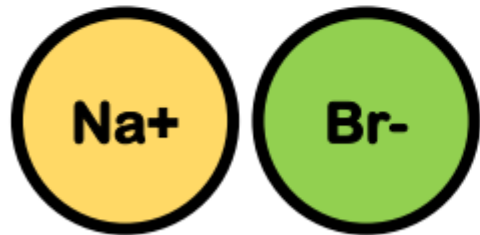


Horses Need
Oats For Clear
Brown "Eyes"

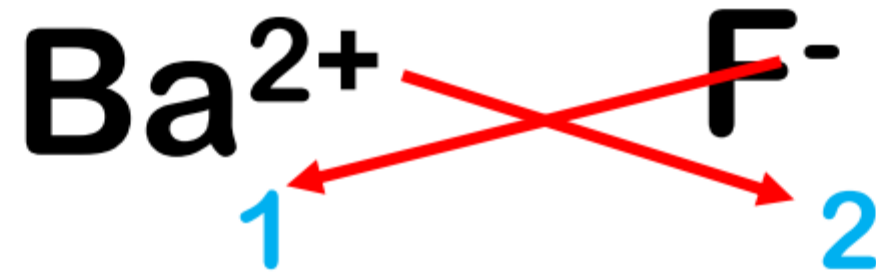


Neutral Compounds


- **We need our compounds to be “electrically neutral”**
 - Charges need to cancel out
 - Not always a 1:1 ratio!



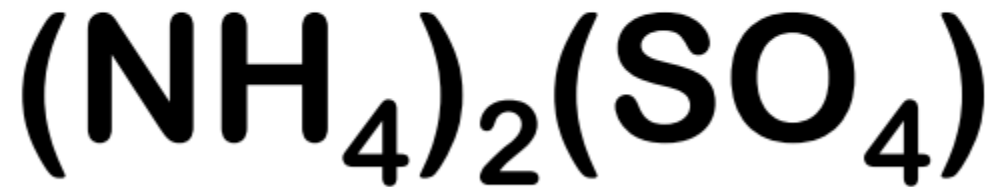
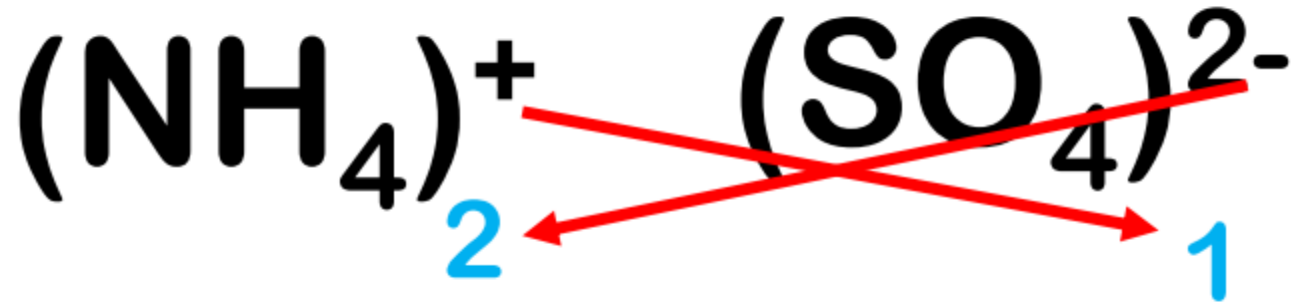
Barium Fluoride



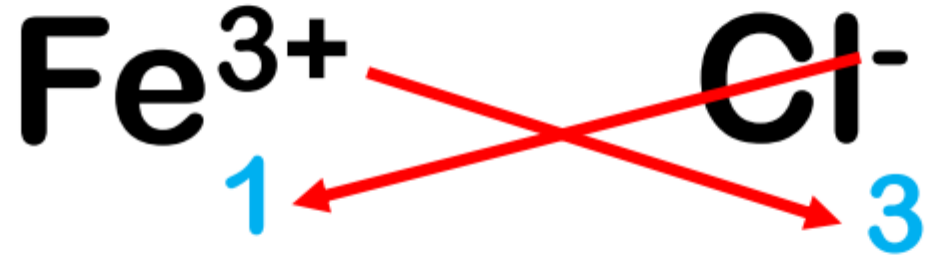
Barium Nitrate



Ammonium Sulfate



Iron(III) Chloride

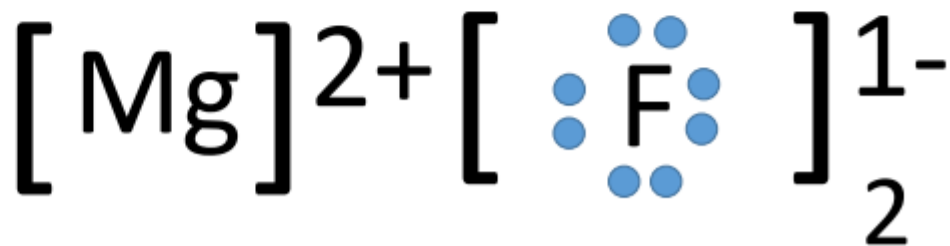


Ionic Compounds

Super easy! Just draw the cation and anion next to each other. Done!



More than one of a particular ion? Then just add a subscript outside the brackets!



Covalent Molecules

Covalent molecules will share electrons – they each donate one (or more) to a shared bond. **Do NOT just randomly throw dots all over your paper!!!!** No “guessing and checking” allowed! Follow a **systematic set of steps** so you never make mistakes!

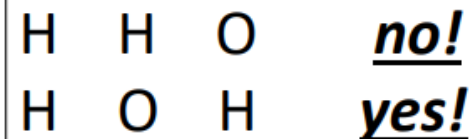
STEPS

- 1) **Count** & sum ve-
- 2) **Place** your atoms
- 3) Bond all atoms w/
a **single bond**
- 4) Give all atoms a **full shell**
- 5) **Re-count** the ve- you used
- 6) Used too few? Put extra on
the central atom
- 7) Used too many ve-? Then try
double or triple bonds to
fix if needed

PLACEMENT "RULES"


1) Hydrogen always goes on the outside of the molecule

- it is a "dead end"
- it "terminates" the molecule
- it "caps off" the molecule
- Because it can only make 1 bond



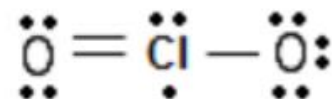
2) The least electronegative atom goes in the inside/center

- except for hydrogen!

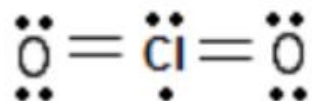


3) Symmetry is good!

- When possible!



Fine but not great



Better! Symmetrical!

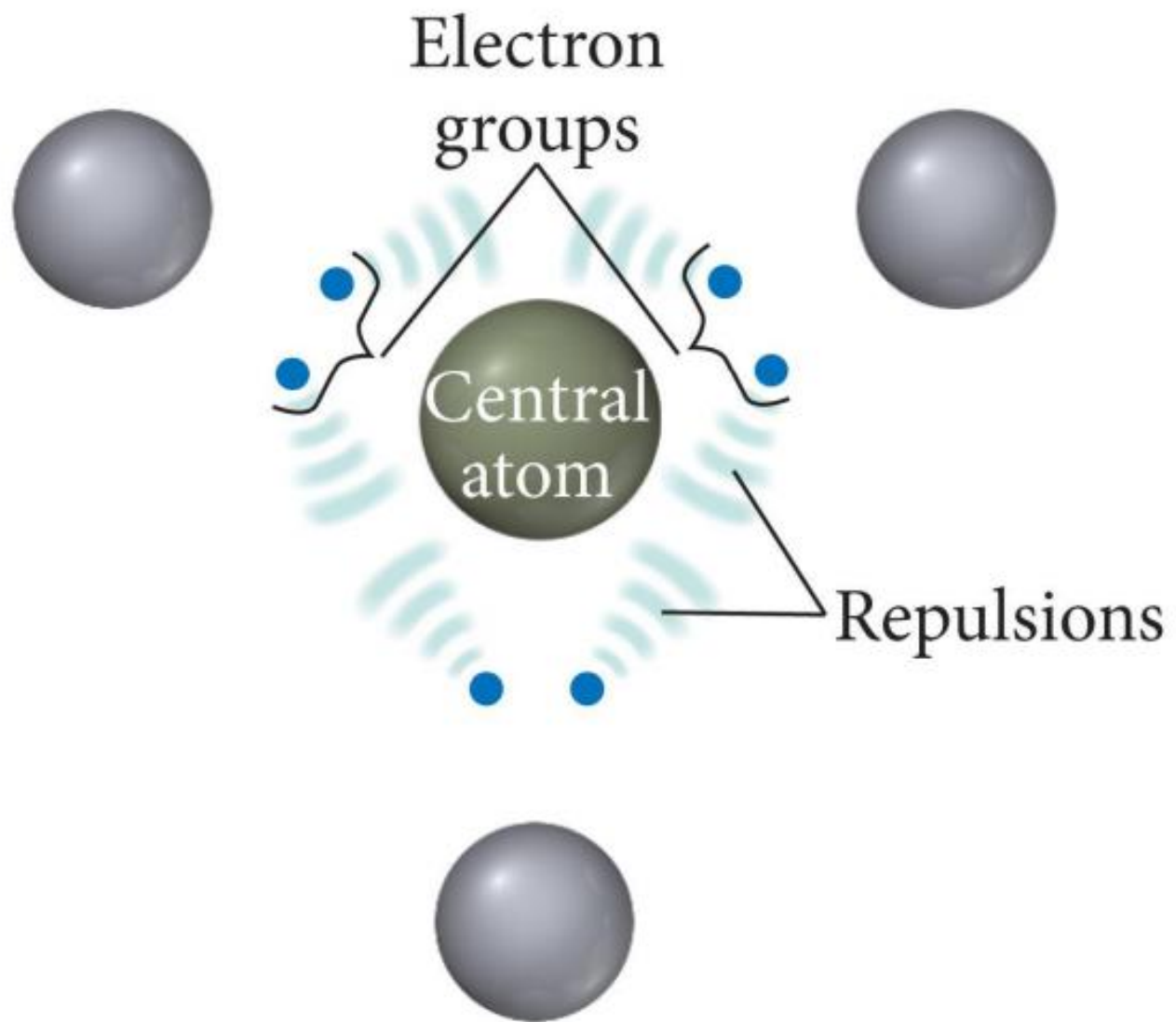
VSEPR Model

(Valence Shell Electron Pair Repulsion)

- The structure around a given atom is determined *mostly* by minimizing electron pair repulsions.
- They try to maximize the distance between electrons

VSEPR

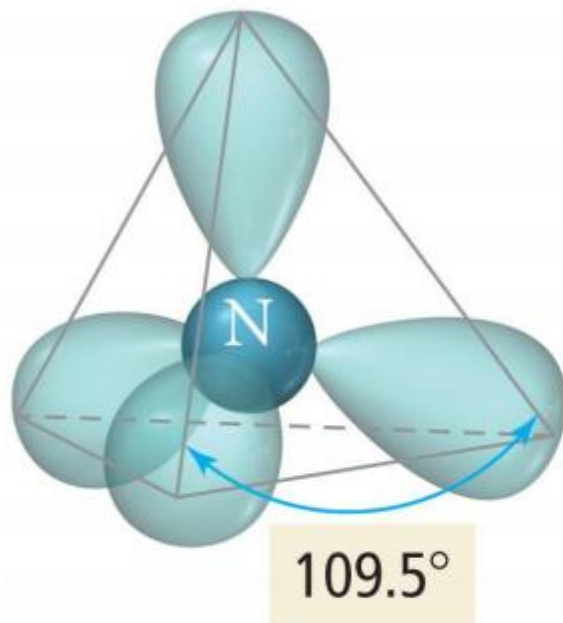
[Jump back to title slide](#)



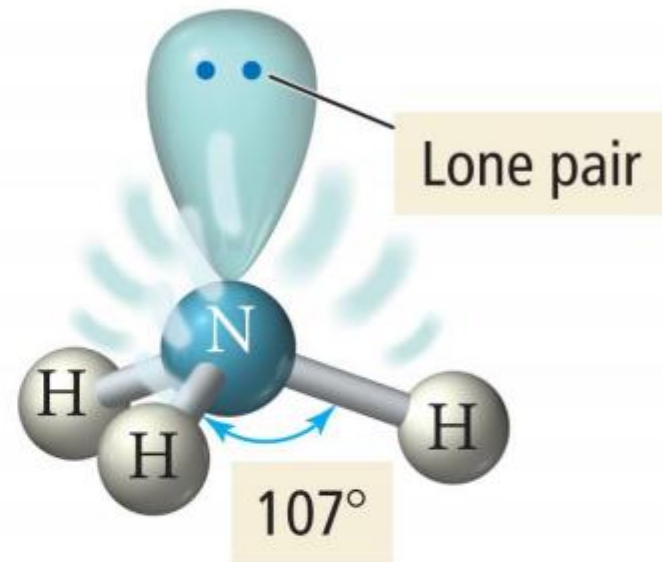
VSEPR

[Jump back to title slide](#)

Bond Angle Distortion from Lone Pairs



Ideal tetrahedral
geometry



Actual molecular
geometry

VSEPR – AXE Method


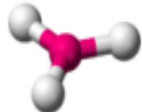
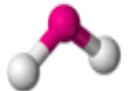
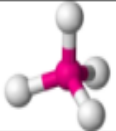
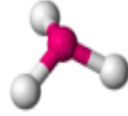
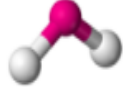
[Jump back to
title slide](#)



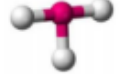


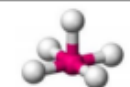
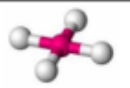

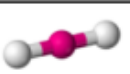
- The **A** represents the central atom.
- The **X** represents how many bonded atoms.
- The **E** represents the number of lone electron pairs present on the central atom.
- The sum of **X** and **E**, sometimes known as the steric number.

VSEPR

Predicting Molecular Geometry and Hybridization

[Jump back to title slide](#)

Electron Groups	Bonding Groups	Lone Pairs	Electron Geometry (Hybridization)	Molecular Geometry (VSEPR class)	Approximate Bond Angles	Geometry Examples
2	2	0	Linear (sp)	Linear (AX_2)	180	
3	3	0	Trigonal Planar (sp^2)	Trigonal Planar (AX_3)	120	
	2	1		Bent (AX_2E)		
4	4	0	Tetrahedral (sp^3)	Tetrahedral (AX_4)	109.5	
	3	1		Trigonal Pyramidal (AX_3E)		
	2	2		Bent (AX_2E_2)		

Electron Groups	Bonding Groups	Lone Pairs	Electron Geometry (Hybridization)	Molecular Geometry (VSEPR class)	Approximate Bond Angles	Geometry Examples
5	5	0	Trigonal Bipyramidal (sp^3d)	Trigonal Bipyramidal (AX_5)	120 (in plane) 90 (above and below)	
	4	1		Seesaw (AX_4E)		
	3	2		T-Shaped (AX_3E_2)		
	2	3		Linear (AX_2E_3)	180	
6	6	0	Octahedral (sp^3d^2)	Octahedral (AX_6)	90	
	5	1		Square Pyramidal (AX_5E)		
	4	2		Square Planar (AX_4E_2)		
	3	3		T-Shaped (AX_3E_3)		
	2	4		Linear (AX_2E_4)		

Hybridization

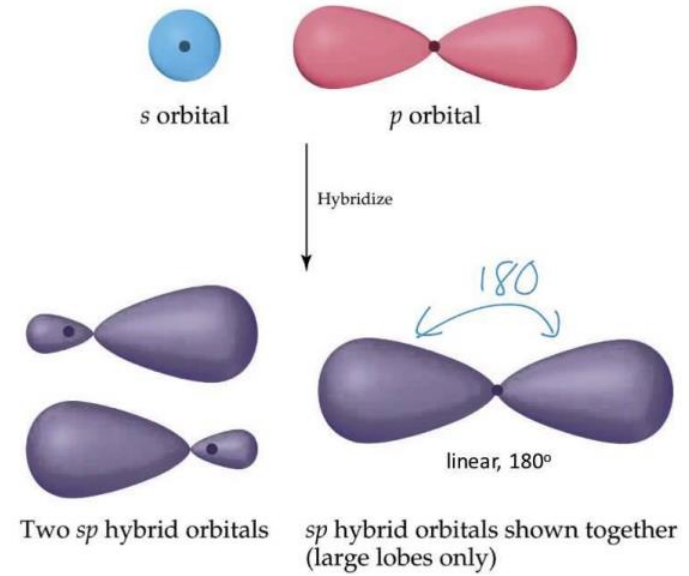
[Jump back to title slide](#)

Hybridization - The Blending of Orbitals



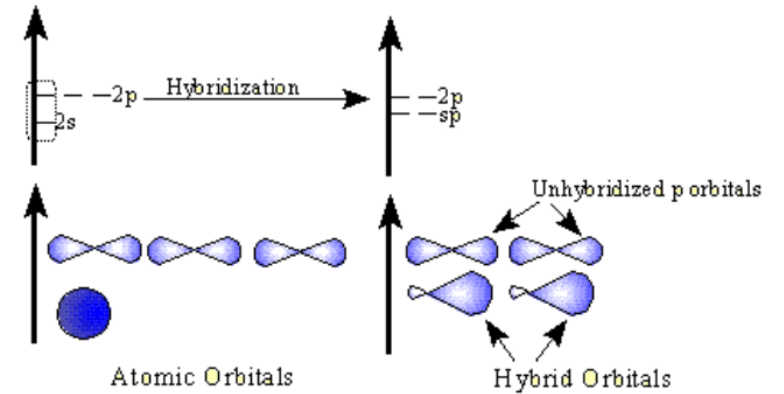
Hybridization is the combining of two or more orbitals of nearly equal energy within the same atom into orbitals of equal energy.

sp Hybridization



sp Hybrid Orbitals


One s orbital combines with one p orbital
Two p orbitals are left the same



[Jump back to title slide](#)

What's happening inside covalent molecules like O_2 or H_2 ?

Electrons are shared *equally*

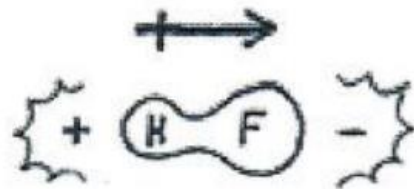


Polarity

Example: HF

HF is covalent
but electrons
are not shared
equally

Molecules become
POLAR when electrons
are **not shared equally**

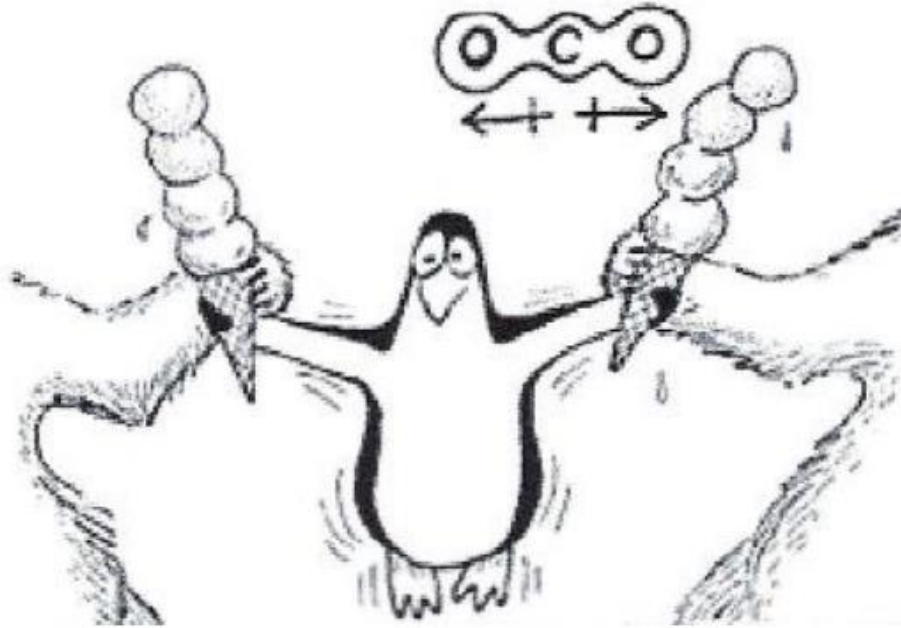


[Jump back to
title slide](#)

Symmetry...the pole destroyer!



Has 1 carbon surrounded by 2 electronegative Oxygens, but is **NOT** polar?!?!



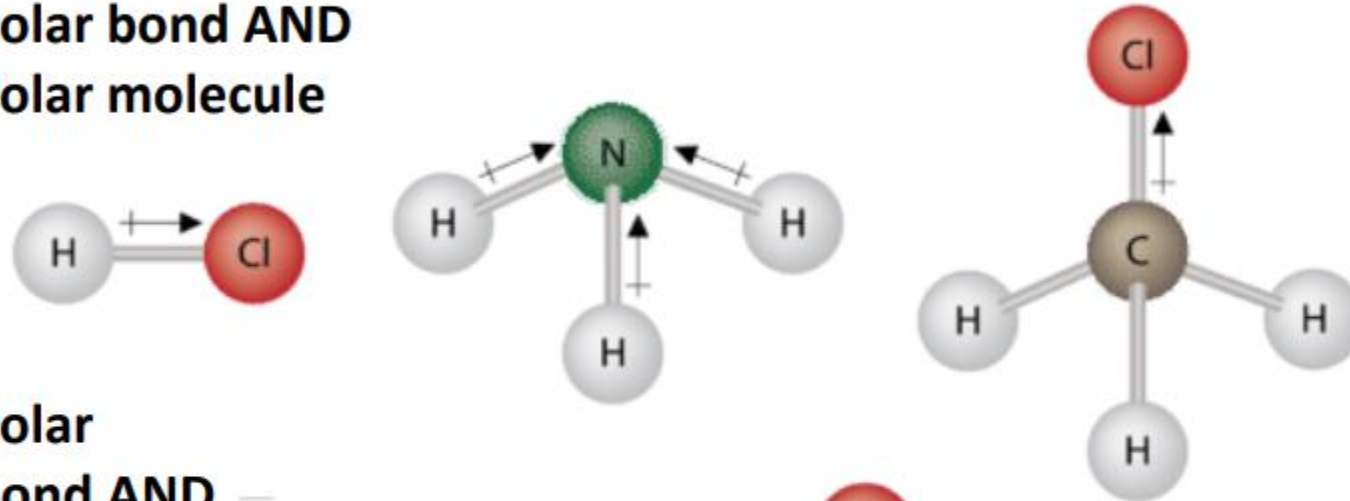
Electron density is still SYMMETRICAL which makes it non-polar

[Jump back to title slide](#)

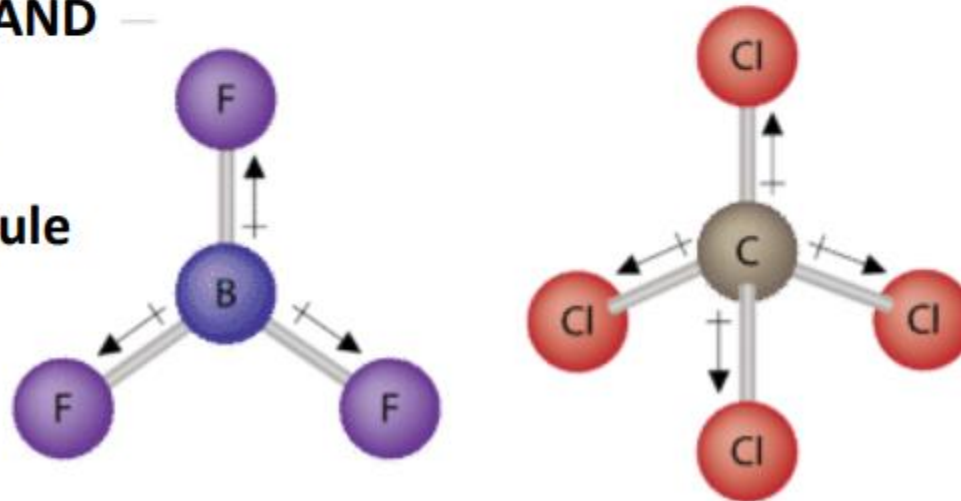
Careful about polar BOND versus polar MOLECULE

[Jump back to title slide](#)

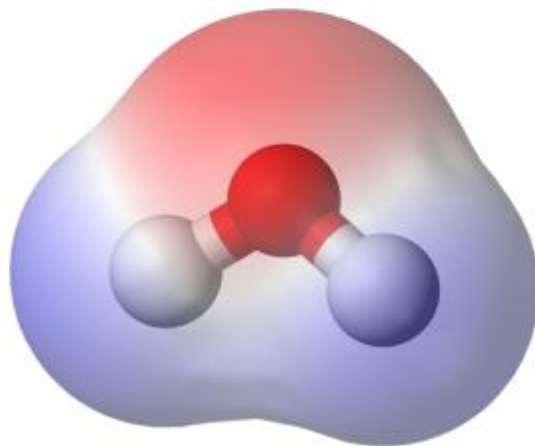
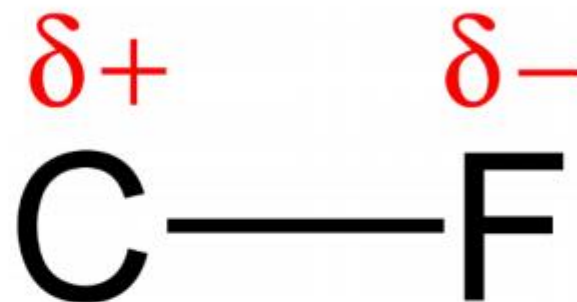
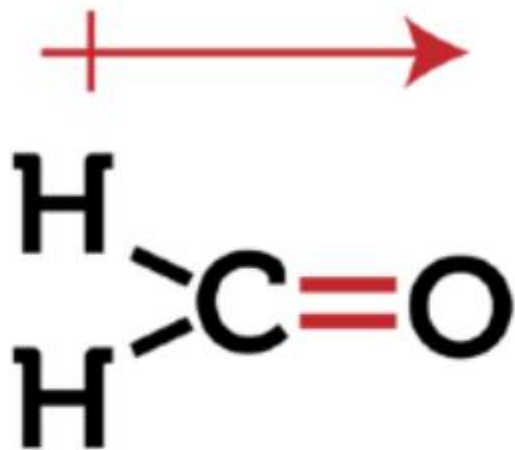
Polar bond AND
Polar molecule



Polar
bond AND —
NON-
polar
molecule



Three ways to diagram "dipoles"



[Jump back to title slide](#)

Vocabulary

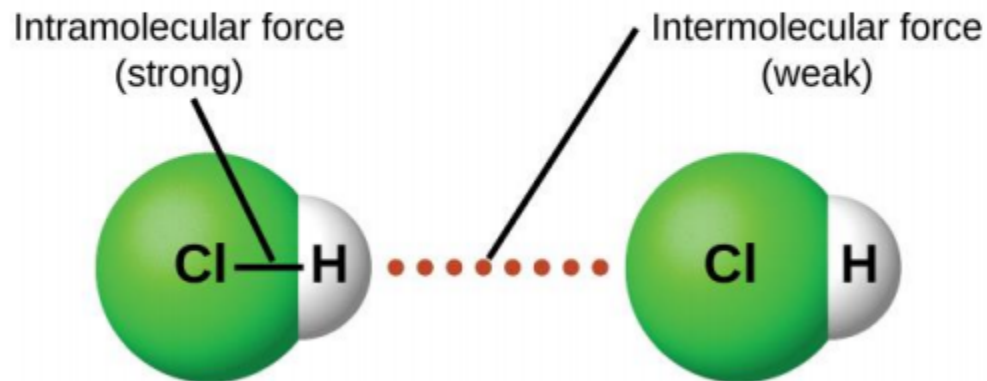
INTRAmolecular Forces

Forces holding together the atoms **INSIDE** a molecule or compound.

Types: Ionic forces, covalent forces

INTERmolecular Forces

Attractions or repulsions which act **between neighboring molecules**



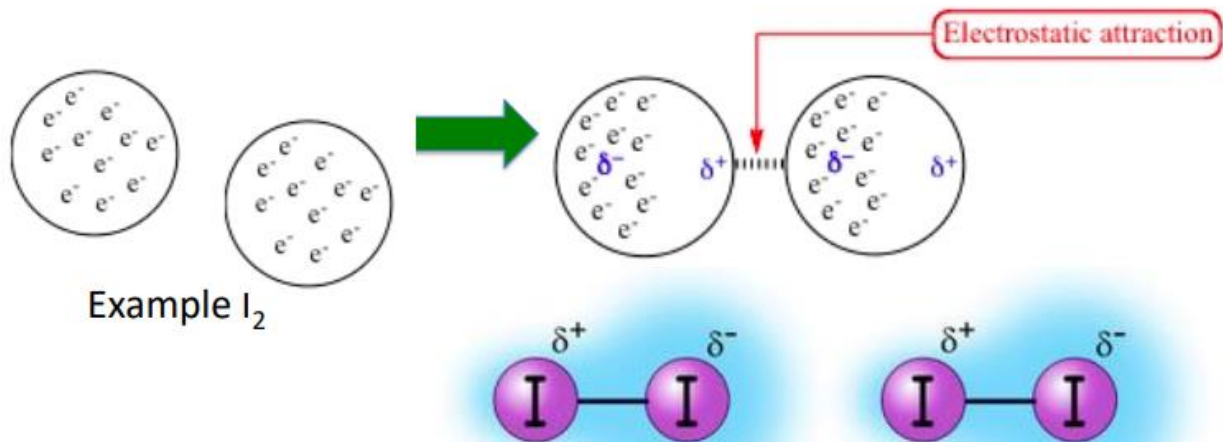
IMFs

[Jump back to title slide](#)

London Dispersion Forces

VERY WEAK and TEMPORARY!!!!

Caused by temporary unequal electron distribution that makes weak and temporary dipoles. Also called “instantaneous dipole”



London Dispersion Forces Continued...

EVERYTHING HAS LONDON DISPERSION FORCES BECAUSE EVERYTHING HAS ELECTRONS!

Bigger molecules will have more LDFs – more surface area to get temporary unequal electrons

C_8H_{18} will have more LDFs than C_3H_8

Dipole - Dipole

ONLY OCCURS IN POLAR MOLECULES

Partially negative portion of one polar molecule
attracted to

Partially positive portion of the second polar molecule



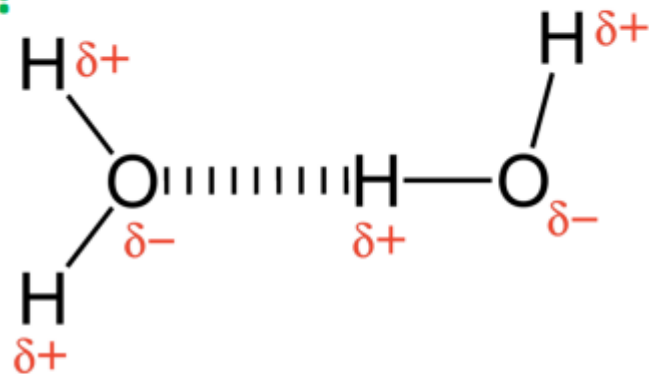
Example:
2 molecules of HI

IMFs

Hydrogen Bonding

A TYPE OF DIPOLE-DIPOLE!
(Strongest Kind of IMF!)

Must have:
"H-NOF:"



ATTRACTION BETWEEN:

the partially negative part of a *lone pair* on an N, O, or F, atom

Hydrogen end of an O-H, N-H, or F-H bond

- +

[Jump back to title slide](#)

IMFs

[Jump back to
title slide](#)

Some properties that relate to intermolecular forces

Boiling point Melting point Viscosity Surface tension	When you increase IMFs Properties increase too! More forces=higher props	
Miscibility (Mixing)	"Like dissolves like"	
	Polar with polar	Non-polar with non-polar

Bulk Solids

Interactions in solids

COMBINATION OF:

intramolecular AND intermolecular forces in a “large” or “bulk” scale

3 TYPES

Metallic (*weakest*)
Ionic Lattice (*middle*)
Network covalent
(*strongest*)

Bulk solids have very high melting/boiling points because there are so many inter and intra molecular forces holding the atoms close together

IMFs

[Jump back to title slide](#)

Overall Ranking

Nonpolar
Covalent
LDF

Polar
Covalent
DP-DP

Polar
Covalent
H-Bond

Metallic
Bond

Ionic
Bond

Network
Covalent

Weakest
Least
IMFs

Strongest
Most
IMFs

Unit #6







Reactions

- Signs of a chemical reaction
- Balancing equations
- Types of reactions
- Predicting products
- Net ionic equations

Signs of a Reaction

[Jump back to title slide](#)

Reminder: Signs of a Chemical Rxn

Change in Properties	
Color Change 	Formation of a Gas 
Odor Change 	Formation of a Precipitate 
Change in Energy	
Absorbing/ Releasing Heat 	Releasing Light 

Law of Conservation of Mass

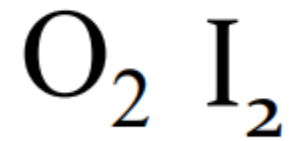
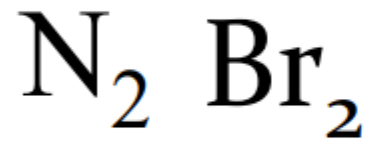
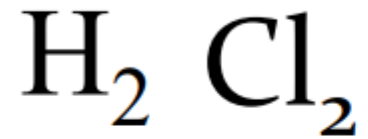
In normal chemical reactions *(not nuclear rxns),*

- Total mass of reactants is equal to total mass of products
- Nothing can magically appear
- Nothing can magically disappear

Science not Magic!

Diatomic Gases

[Jump back to title slide](#)



Horses Need
Oats For Clear
Brown “Eyes”



Rules for Balancing

- 1) Write the skeleton equation
- 2) Count atoms on each side of arrow
(look at the subscripts & the coefficients!)
- 3) Change coefficients so the atoms are balanced; NEVER change subscripts!
- 4) Make sure coefficients are in lowest ratio possible
- 5) Check your work!

**USE
PENCIL!!!**

[Jump back to
title slide](#)

Tips for Balancing that (sometimes) Help!

[Jump back to title slide](#)

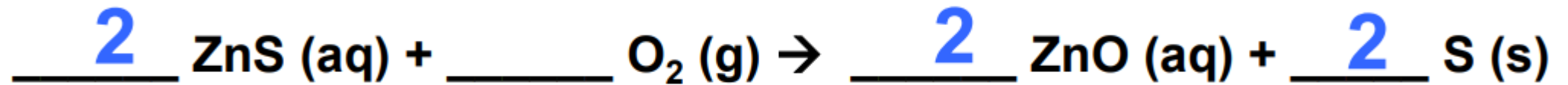
- **Stuck? Erase and start over!**
- **Try to balance atoms that appear in the fewest number of places first**
- **Try to leave any diatomics until the end**
- **Oxygens are often the hardest to balance**
- **Try to balance polyatomic ions as a “chunk”**
- **Combustion reactions – put a “2” in front of the hydrocarbon and THEN count & balance (may need to reduce your coefficients at the end, but it makes it easier!)**

Balancing

[Jump back to title slide](#)

#1

Count each atom – BEFORE, DURING, and AFTER!



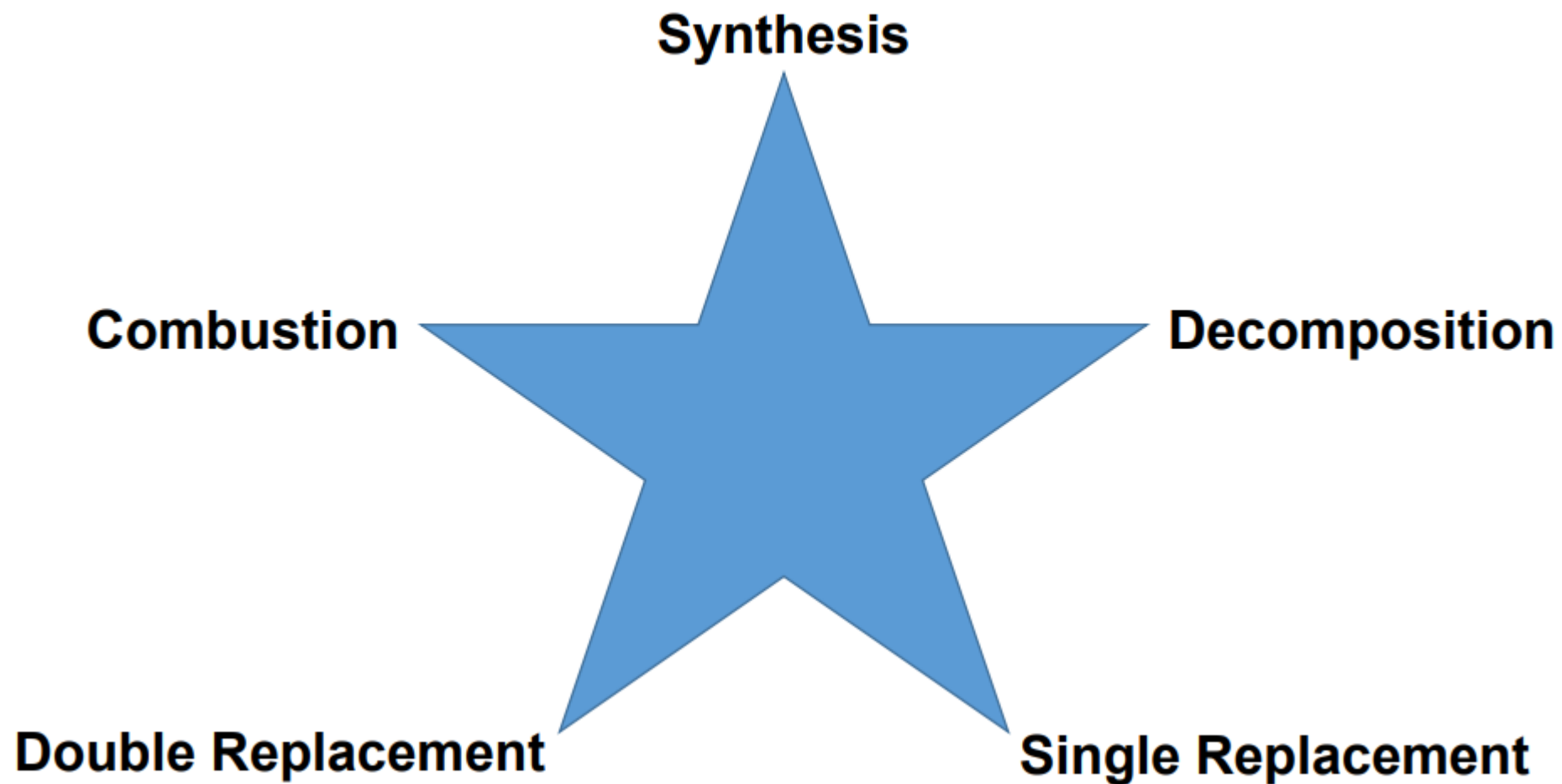
Zn:	1	2		2
S:	1	2		2
O:	2			2



Zn:	1	2		2
S:	1	2		2
O:	1	2		2

Types of Reactions

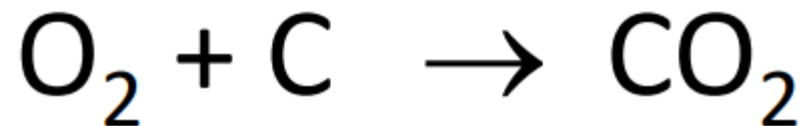
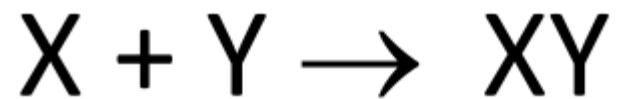
[Jump back to title slide](#)



Synthesis

Two things combining into one

Example:



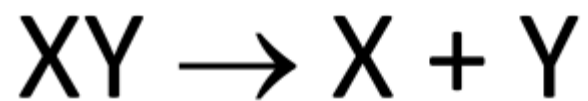
What to look for:

More reactants than products

Decomposition

One thing falling apart into two

Example:



What to look for:

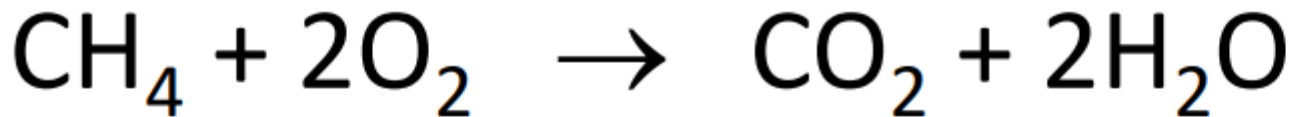
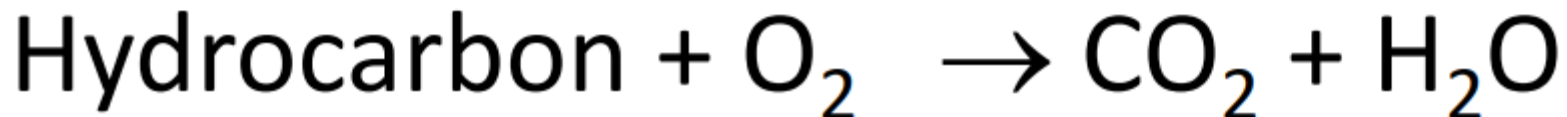
More products than reactants

Combustion

Burning

Example:

(almost always a hydrocarbon)



What to look for: *(Usually)*

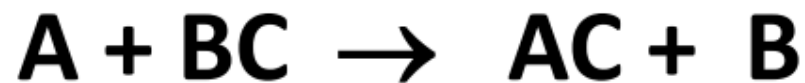
Reactants = Hydrocarbon and O_2

Products = CO_2 and H_2O

Single Replacement

Swapping one element

Example:



What to look for:

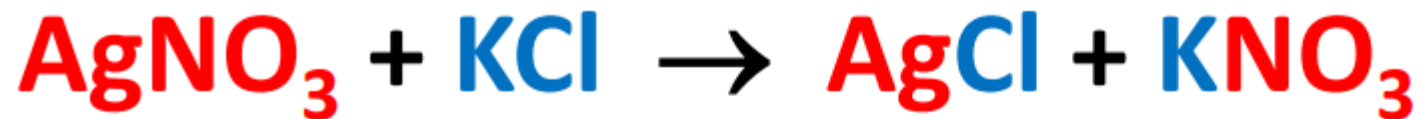
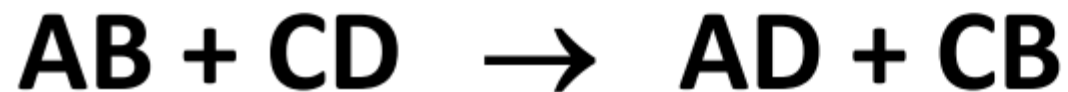
Reactants = 1 element and 1 compound

Products = 1 element and 1 compound,
but different ones

Double Replacement

Swapping two elements

Example:



What to look for:

Reactants = 2 Compounds

Products = 2 Compounds but different ones

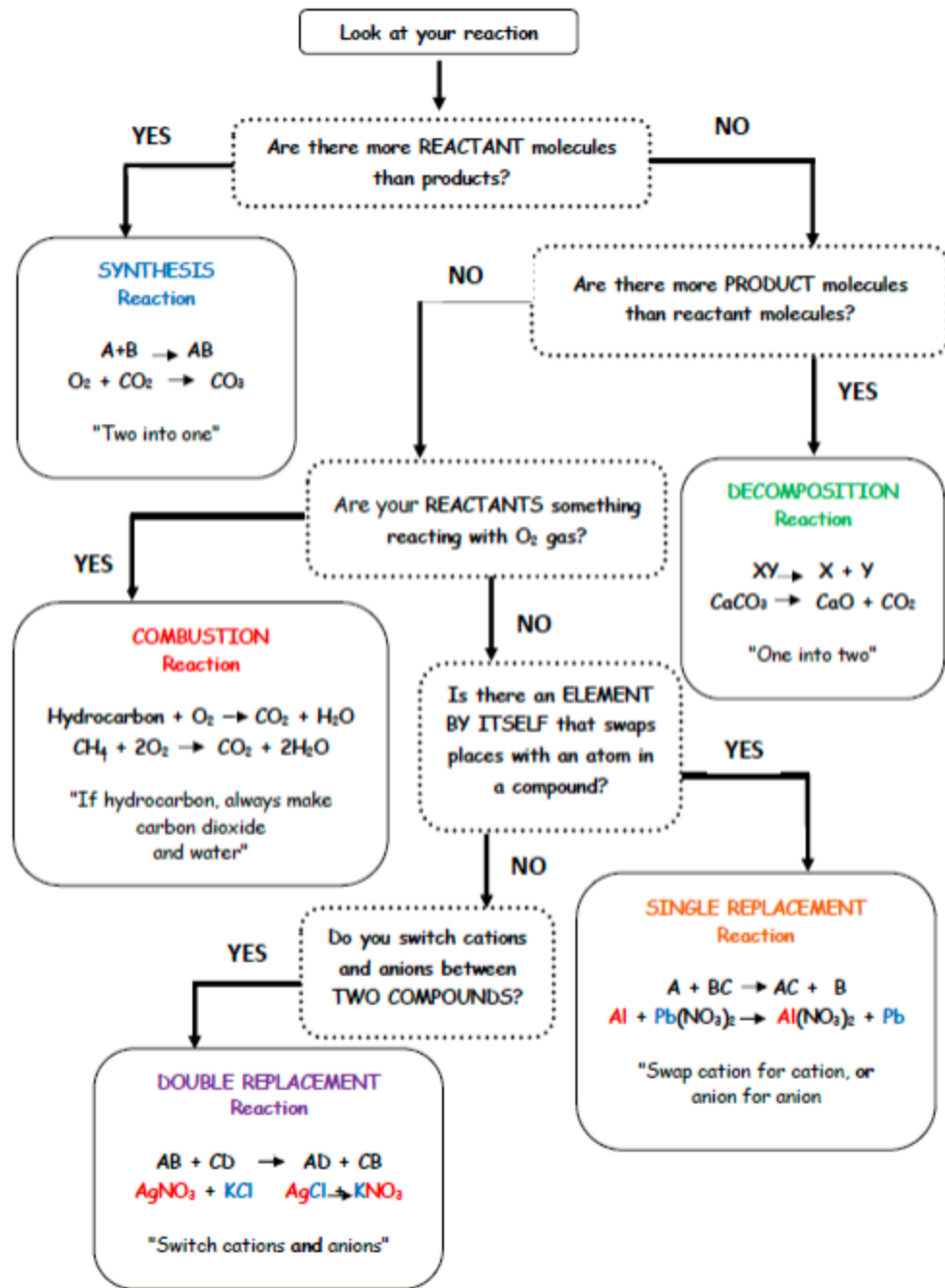
For Replacement Rxns

[Jump back to
title slide](#)

- *If element is a cation, replace it with the other cation. If it is an anion, replace it with the other anion*
- *All neutral compounds need to have a cation and anion when finished (IN THAT ORDER)*
- *You need NEW subscripts – cross over FROM SCRATCH*
- *Careful about diatomic elements in single replacements – they need to be diatomic!*

Types of Reactions, Predicting Products

[Jump back to title slide](#)



Solubility Chart

[Jump back to title slide](#)

- Na_2O
SOLUBLE b/c it has Na^+ in it!
- $\text{Mg}(\text{OH})_2$
INSOLUBLE b/c OH^- insoluble and Mg^{2+} not one of the exceptions

Solubility of Some Ionic Compounds in Water		
Always Soluble		
Alkali metals =	$\text{Li}^+, \text{Na}^+, \text{K}^+, \text{Rb}^+, \text{Cs}^+$	AAA CNP
Ammonium =	NH_4^+	
Acetate =	$\text{C}_2\text{H}_3\text{O}_2^-$	
Chlorate =	ClO_3^-	
Nitrate =	NO_3^-	
Perchlorate =	ClO_4^-	
Generally Soluble		
$\text{Cl}^-, \text{Br}^-, \text{I}^-$	Soluble <u>except</u> : $\text{Ag}^+, \text{Pb}^{2+}, \text{Hg}_2^{2+}$	AP-H
F^-	Soluble <u>except</u> : $\text{Ca}^{2+}, \text{Ba}^{2+}, \text{Sr}^{2+}, \text{Pb}^{2+}, \text{Mg}^{2+}$	CBS-PM
Sulfate = SO_4^{2-}	Soluble <u>except</u> : $\text{Ca}^{2+}, \text{Ba}^{2+}, \text{Sr}^{2+}, \text{Pb}^{2+}$	CBS-P
Generally Insoluble		
$\text{O}^{2-}, \text{OH}^-$	Insoluble <u>except</u> : Alkali metals and NH_4^+ <u>Somewhat</u> soluble: $\text{Ca}^{2+}, \text{Ba}^{2+}, \text{Sr}^{2+}$	AA CBS
CO_3^{2-} $\text{S}^{2-}, \text{SO}_3^{2-}$ PO_4^{3-} $\text{CrO}_4^{2-}, \text{Cr}_2\text{O}_4^{2-}$	Insoluble <u>except</u> : Alkali metals and NH_4^+	AA

Not Soluble = forms precipitate

Soluble = dissolves in water (aqueous)

NOT DONE!!!! NEED TO THINK ABOUT PHASES!

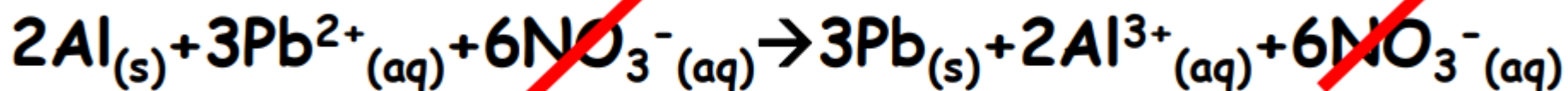
The Balanced Equation



The Overall Equation



The Complete Ionic Equation



The Net Ionic Equation

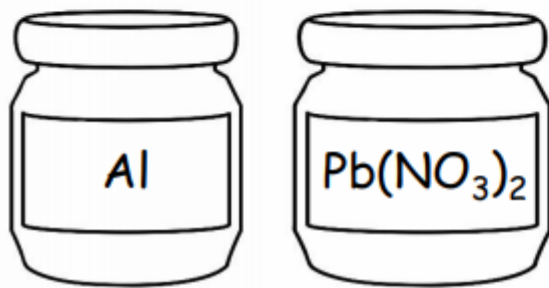


Spectator
Ions

[Jump back to
title slide](#)

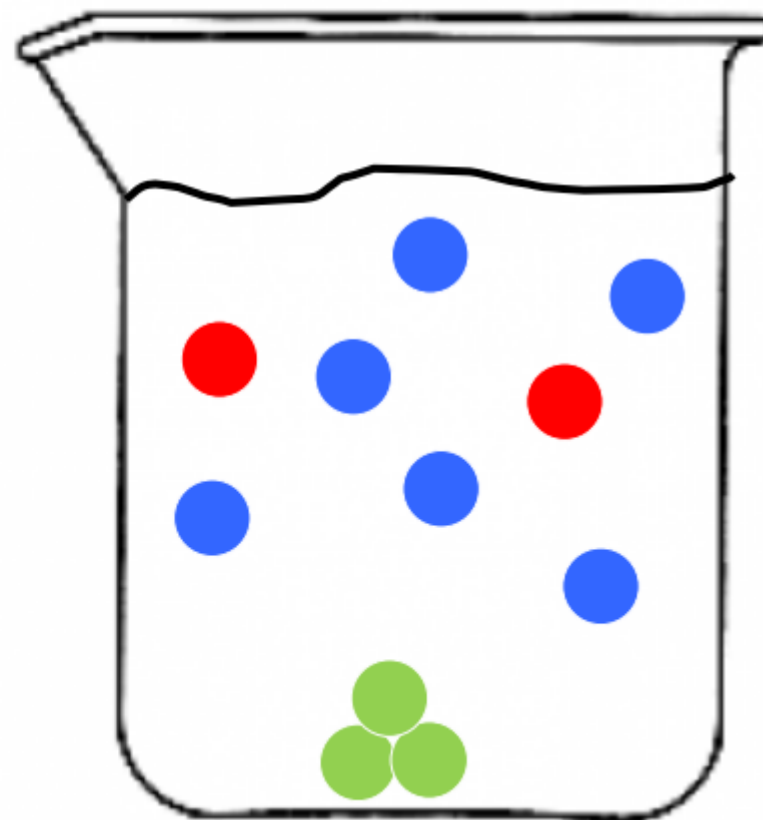
Particulate Diagrams help our brains!

The Balanced Equation



Dump into beaker...

Jars of chemicals in
stock room



[Jump back to
title slide](#)

Unit #7

Stoichiometry

- The mole
- Molar mass
- Molar conversions
- Mole ratio
- Stoichiometry

The Mole

[Jump back to
title slide](#)

THE MOLE A.K.A AVOGADRO'S NUMBER

1 mole = 6.02×10^{23} objects

602,000,000,000,000,000,000,000

Amedeo Avogadro 1776 – 1856

Decided that:

**6.02×10^{23}
molecules per mole**



Molar Mass

[Jump back to title slide](#)

MOLAR **MASS**

1 mole = 6.02×10^{23} objects

How much does ONE MOLE of something weigh?

1 atom of Hydrogen = 1.01 amu*
1 MOLE of Hydrogen = 1.01 grams

1 atom of Carbon = 12.01 amu
1 MOLE of Carbon = 12.01 grams

Use
Periodic
Table!

*"Atomic mass unit" = 1.661×10^{-24} grams

Picking 1 mol = 6.02×10^{23} makes it so we don't need to manually do the conversion each time! That's why it's a random number!

Molar Mass

[Jump back to title slide](#)

MOLAR MASS

Multiple atoms in a molecule? Add up their individual masses to find molar mass of molecule



$$\text{Molar mass} = 12.01\text{g} + 2(16.00\text{g})$$



$$= 44.01\text{g} \text{ per ONE mole}$$

$$= 44.01 \text{ g/mol}$$

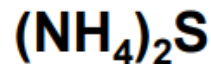
Use
Periodic
Table!

MOLAR MASS

Careful with parenthesis!



$$\text{Molar mass} = 2(14.01) + 8(1.01) + 1(32.07)$$



$$= 68.17\text{g} \text{ per ONE mole}$$

$$= 68.17 \text{ g/mol}$$

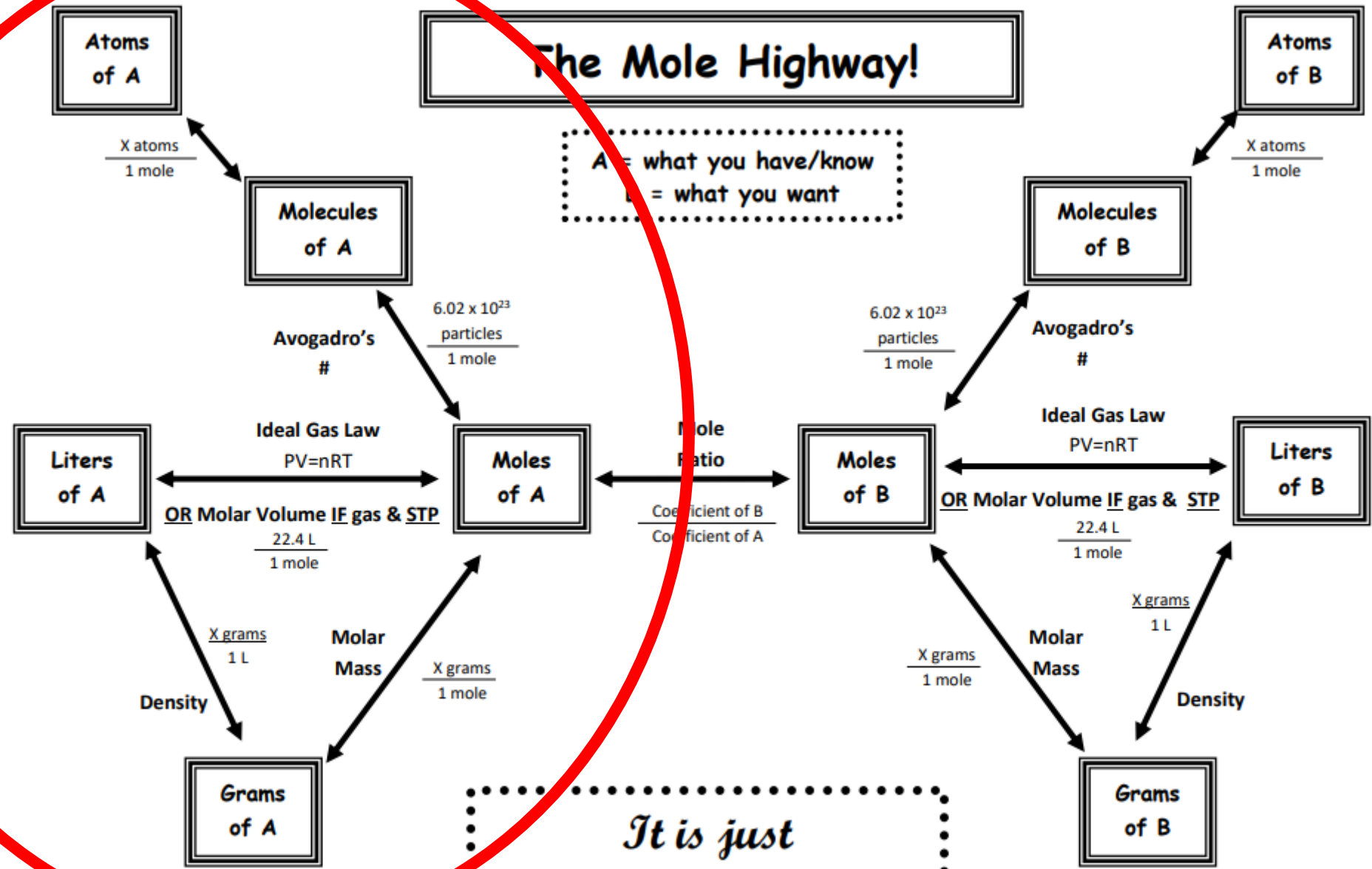
Use
Periodic
Table!

Molar Conv.s

[Jump back to title slide](#)

The Mole Highway!

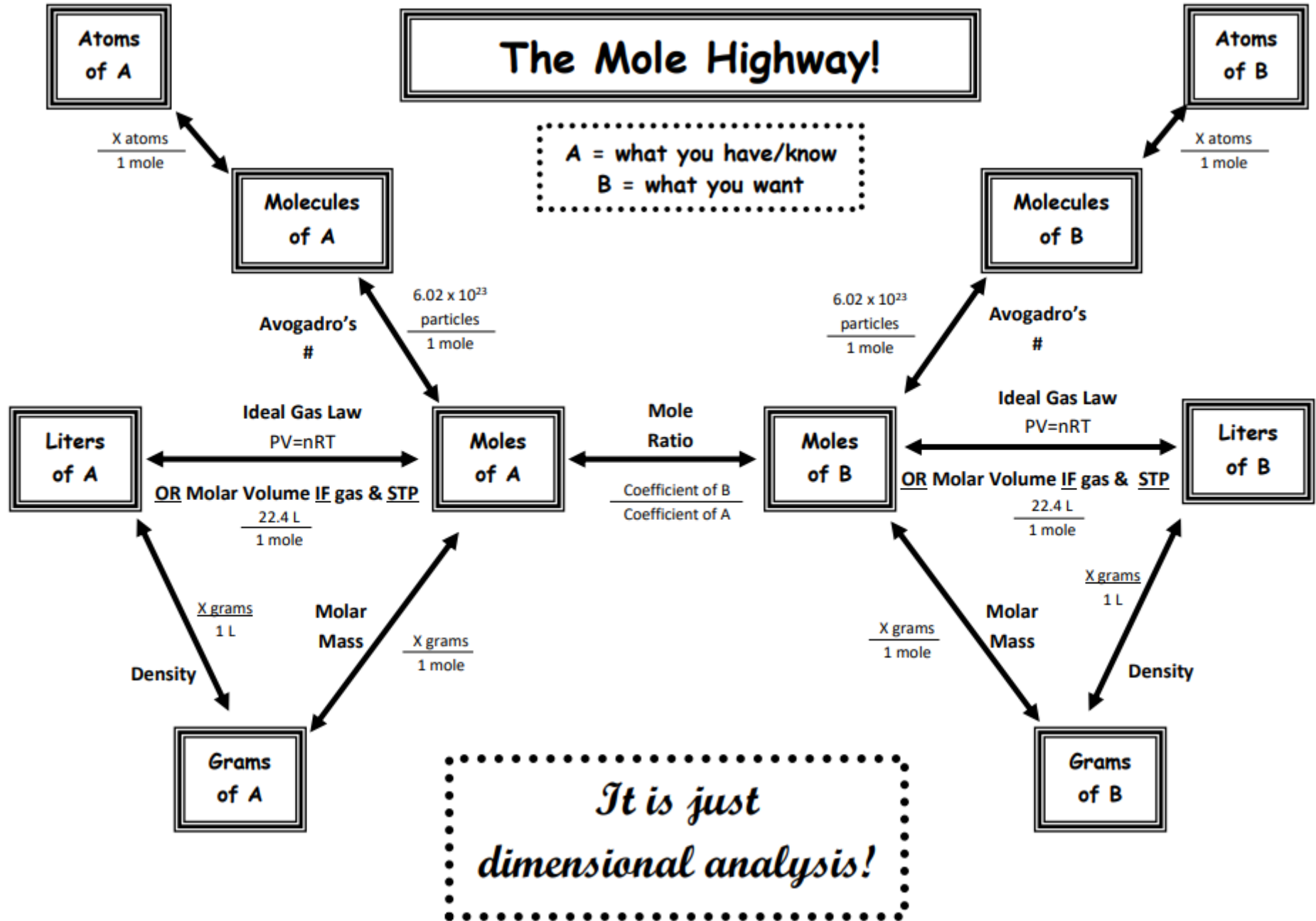
A = what you have/know
B = what you want



It is just dimensional analysis!

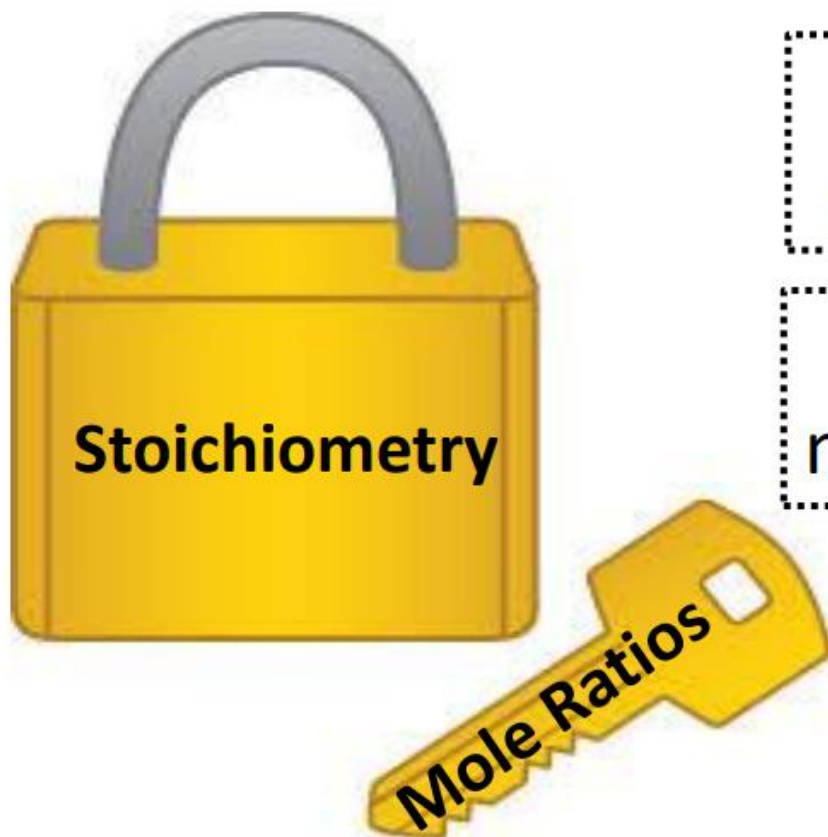
Stoich.

[Jump back to title slide](#)



Mole Ratios

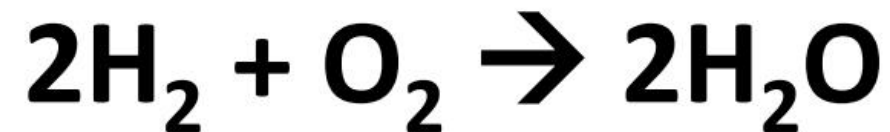
The “KEY” to stoichiometry!



If I have 3 moles of this, how many moles of that do I have?

If I have 2 moles of this, how many moles of that can I make?

Mole Ratios



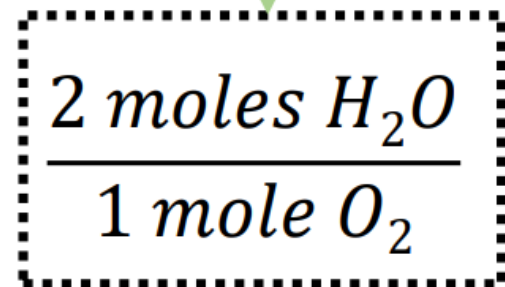
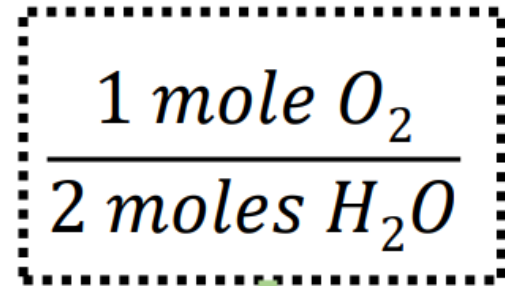
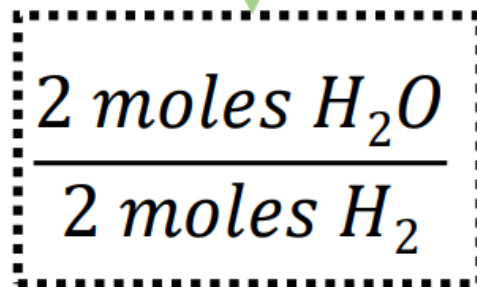
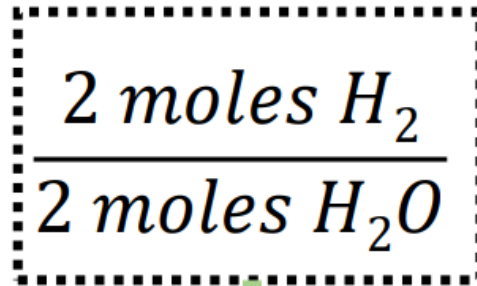
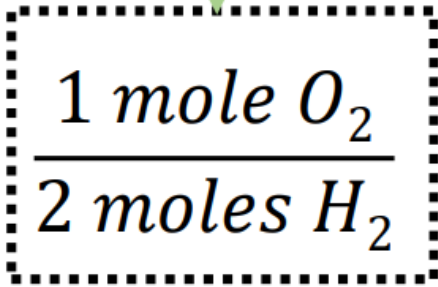
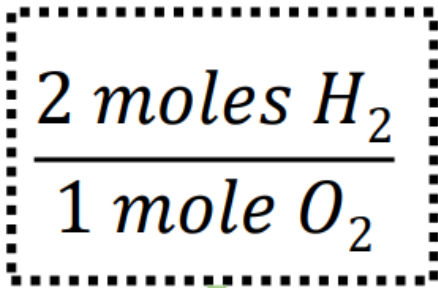
$$\frac{2 \text{ moles } \text{H}_2}{1 \text{ mole } \text{O}_2}$$

$$\frac{2 \text{ moles } \text{H}_2}{2 \text{ moles } \text{H}_2\text{O}}$$

$$\frac{1 \text{ mole } \text{O}_2}{2 \text{ moles } \text{H}_2\text{O}}$$

Mole Ratios

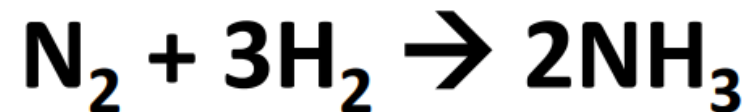
You can flip all mole ratios



Stoich.

[Jump back to title slide](#)

Q #2



75 grams $\text{NH}_3 \rightarrow ? \text{ g H}_2$

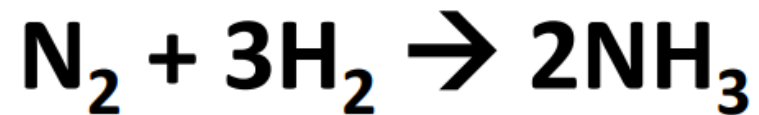
Pathway:

grams A \rightarrow moles A \rightarrow moles B \rightarrow grams B

*Molar
mass of A
X g A
1 mole A*

*Mole Ratio
moles B
moles A*

*Molar
mass of B
X g B
1 mole B*

Q #2

75 grams $\text{NH}_3 \rightarrow ? \text{ g H}_2$

75 g NH_3	1 mole NH_3	3 mole H_2	2.02 g H_2
	17.03 g NH_3	2 mole NH_3	1 mole H_2

= 13.34 g H_2

Unit #8

Advanced Chemical Ratios

- Limiting reagent stoichiometry
- Percent composition
- Empirical formulas
- Combustion analysis

**Limiting
Reagent
Stoich.**

[Jump back to
title slide](#)

Limiting Reagent Stoichiometry:
A type of stoich problem where you
run out of one chemical too soon, and have
extra of the other chemical left over

Limiting Reagent Stoich.

[Jump back to
title slide](#)

Usually 3 types of problems:

1

Find
Limiting
Reagent

2

Find
Amounts
Made

3

Find how
much XS
left over

Limiting
Reagent
Stoich.

[Jump back to
title slide](#)



Use mole ratios and
dimensional analysis to compare...

What you **HAVE** *versus* What you **NEED**

**Limiting
Reagent
Stoich.**

[Jump back to
title slide](#)

Steps

1. Grams to moles
2. Have vs. need
3. Identify limiting
4. Stoich with limiting (*if asked*)
5. Find xs left (*if asked*)

Limiting
Reagent
Stoich.

[Jump back to
title slide](#)

If you reacted 150.0 g of K with 225 g of Br₂, how many g of KBr can be made? How much excess reagent is left?



$$\frac{150.0 \text{ g K}}{39.10 \text{ g K}} \times 1 \text{ mol K} = 3.836 \text{ mol K}$$

$$\frac{225 \text{ g Br}_2}{159.8 \text{ g Br}_2} \times 1 \text{ mol Br}_2 = 1.408 \text{ mol Br}_2$$

Steps

1. **Grams to moles**
2. Have vs. need
3. Identify limiting
4. Stoich with limiting
5. Find xs left

Limiting Reagent Stoich.

[Jump back to title slide](#)

If you reacted 150.0 g of K with 225 g of Br₂, how many g of KBr can be made? How much excess reagent is left?



HAVE:	3.836 mol	1.408 mol
NEED:		1.918 mol

3.836 mol K	1 mol Br₂
	2 mol K

= 1.918 mol Br₂ NEEDED to use up all the K you have!

Steps

1. Grams to moles
2. **Have vs. need**
3. Identify limiting
4. Stoich with limiting
5. Find xs left

Nice thing – it doesn't matter which starting value you try first! Cuts down the length of the problems/work a lot! You could have started with 1.408 moles of Br₂ instead!

Limiting Reagent Stoich.

[Jump back to title slide](#)

If you reacted 150.0 g of K with 225 g of Br₂, how much KBr can be made? How much excess reagent is left?



HAVE:	3.836 mol	1.408 mol
NEED:		1.918 mol

Steps

1. Grams to moles
2. Have vs. need
3. **Identify limiting**
4. Stoich with limiting
5. Find xs left

You don't have enough Br₂ – that makes it the “limiting reagent” – you will run out of it first!

So K is your “excess reagent” – you will have some extra left over when done.



Limiting
Reagent
Stoich.

[Jump back to
title slide](#)

If you reacted 150.0 g of K with 225 g of Br₂, how many g of KBr can be made? How much excess reagent is left?



225 g Br ₂	1 mol Br ₂	2 mol KBr	119 g KBr
	159.8 g Br ₂	1 mol Br ₂	1 mol KBr

Steps

1. Grams to moles
2. Have vs. need
3. Identify limiting
4. **Stoich with limiting**
5. Find xs left

**= 335.1 g KBr
can be made**

**Limiting
Reagent
Stoich.**

[Jump back to
title slide](#)

If you reacted 150.0 g of K with 225 g of Br₂, how many g of KBr can be made? How much excess reagent is left?



Or...realize you already did part of it right?!

1.408 mol Br ₂	2 mol KBr	119 g KBr
	1 mol Br ₂	1 mol KBr

**= 335.1 g KBr
can be made**

***Just be careful not to round too much early on if you want to use your earlier answer to continue doing your stoichiometry – you have to use your judgement**

Steps

1. Grams to moles
2. Have vs. need
3. Identify limiting
4. **Stoich with limiting**
5. Find xs left



**Limiting
Reagent
Stoich.**

[Jump back to
title slide](#)

If you reacted 150.0 g of K with 225 g of Br₂, how many g of KBr can be made? How much excess reagent is left?



HAVE:	3.836 mol	1.408 mol
NEED:	2.816 mol	1.918 mol

**Br₂ is Limiting, so
use it to find amount
of XS used**

Steps

1. Grams to moles
2. Have vs. need
3. Identify limiting
4. Stoich with limiting
5. **Find xs left**

$$\frac{1.408 \text{ mol Br}_2}{1 \text{ mol Br}_2} \times \frac{2 \text{ mol K}}{1 \text{ mol Br}_2} = 2.816 \text{ mol K used during the reaction}$$



**Limiting
Reagent
Stoich.**

[Jump back to
title slide](#)

If you reacted 150.0 g of K with 225 g of Br₂, how many g of KBr can be made? How much excess reagent is left?



HAVE:	3.836 mol	1.408 mol
NEED:	2.816 mol	1.918 mol

LEFT: **1.02** mol

**Now subtract to
see what is left!**

Steps

1. Grams to moles
2. Have vs. need
3. Identify limiting
4. Stoich with limiting
5. **Find xs left**

*** If it doesn't specify a unit (common) – then just leave in moles!
Otherwise, just do more dimensional analysis to convert**

Percent Composition

Determining how much of a molecule's mass is from each element

$$\frac{\text{Part}}{\text{Whole}} \times 100 = \%$$

$$\frac{\text{Element's Mass}}{\text{Molecule's Mass}} \times 100 = \% \text{ Composition}$$

Example

$$\frac{\text{Element's Mass}}{\text{Molecule's Mass}} \times 100 = \% \text{ Composition}$$

Calculate the % composition of Magnesium Carbonate

Molar Mass of Molecule $24.31 + 12.01 + 3(16.00) = 84.32 \text{ g/mol}$

$$Mg = \left(\frac{24.31}{84.32} \right) \cdot 100 = 28.83\%$$

$$C = \left(\frac{12.01}{84.32} \right) \cdot 100 = 14.24\%$$

$$O = \left(\frac{48.00}{84.32} \right) \cdot 100 = 56.93\%$$

3 x 16 because there are 3 oxygens!

Check that it adds
up to 100% !!!

Empirical Formula

The simplest, reduced version of a formula.
Smallest whole number ratios possible.

Molecular Formula

The real version of the formula – may or may not be in the simplest most reduced form, just depends on the specific formula.

Empirical Formulas

[Jump back to title slide](#)

Ionic Formulas

Are always empirical! NaCl, MgCl₂, Al₂(SO₄)₃

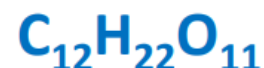
Covalent Formulas

Sometimes empirical, sometimes not.

Molecular:



Empirical:



Determining Empirical Formula

- 1) Given: % composition
- 2) Assume you have 100g sample to make #s easy
- 3) Use the poem!

*Percent to mass
Mass to moles
Divide by small
Multiply 'till whole*

Empirical Formulas

[Jump back to title slide](#)

Adipic acid contains 49.32% C, 43.84% O, and 6.85% H by mass. What is the empirical formula of adipic acid?

1. Percent to mass – 49.32g C, 43.84g O, 6.85g H

2. Mass to mole

$$\frac{49.32 \text{ g carbon}}{12.01 \text{ g carbon}} \left| \frac{1 \text{ mol carbon}}{12.01 \text{ g carbon}} \right. = 4.107 \text{ mol carbon}$$

$$\frac{6.85 \text{ g hydrogen}}{1.01 \text{ g hydrogen}} \left| \frac{1 \text{ mol hydrogen}}{1.01 \text{ g hydrogen}} \right. = 6.78 \text{ mol hydrogen}$$

$$\frac{43.84 \text{ g oxygen}}{16.00 \text{ g oxygen}} \left| \frac{1 \text{ mol oxygen}}{16.00 \text{ g oxygen}} \right. = 2.74 \text{ mol oxygen}$$

Empirical Formulas

[Jump back to title slide](#)

3. Divide by small –

divide the mole values by the smallest mole value found... gets you the simplest ratios!

$$\text{Carbon: } \frac{4.107 \text{ mol carbon}}{2.74 \text{ mol}} = 1.50$$

$$\text{Hydrogen: } \frac{6.78 \text{ mol hydrogen}}{2.74 \text{ mol}} = 2.47$$

$$\text{Oxygen: } \frac{2.74 \text{ mol oxygen}}{2.74 \text{ mol}} = 1.00$$

Empirical Formulas

[Jump back to title slide](#)

4. **Multiply 'till whole** – If necessary, multiply the values found until they are whole numbers. The numbers may not be perfect, might have to round a little bit!
YOU HAVE TO MULTIPLY THEM ALL BY THE SAME # !

$$\begin{array}{r} \text{Carbon: } 1.50 \\ \times 2 \\ \hline 3 \end{array}$$

Hydrogen: 2.47 →

$$\begin{array}{r} 2.50 \\ \times 2 \\ \hline 5 \end{array}$$

$$\begin{array}{r} \text{Oxygen: } 1.00 \\ \times 2 \\ \hline 2 \end{array}$$

Empirical formula:



Determining Molecular Formula

- 1) Find molar mass of the empirical formula
- 2) Divide molecular formula mass by empirical formula mass
- 3) Multiply empirical formula subscripts by the multiplier # found in step 2

*No cute rhyme this
time...sorry! 😊*

Empirical Formulas

[Jump back to title slide](#)

The empirical formula for adipic acid is $C_3H_5O_2$. The molecular mass of adipic acid is 146 g/mol. What is the molecular formula of adipic acid?

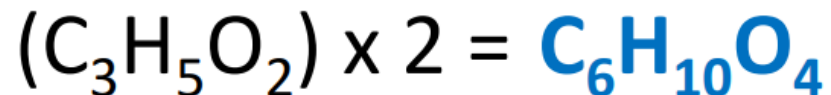
1. Molar mass of empirical formula

$$3(12.01 \text{ g}) + 5(1.01) + 2(16.00) = 73.08 \text{ g/mol}$$

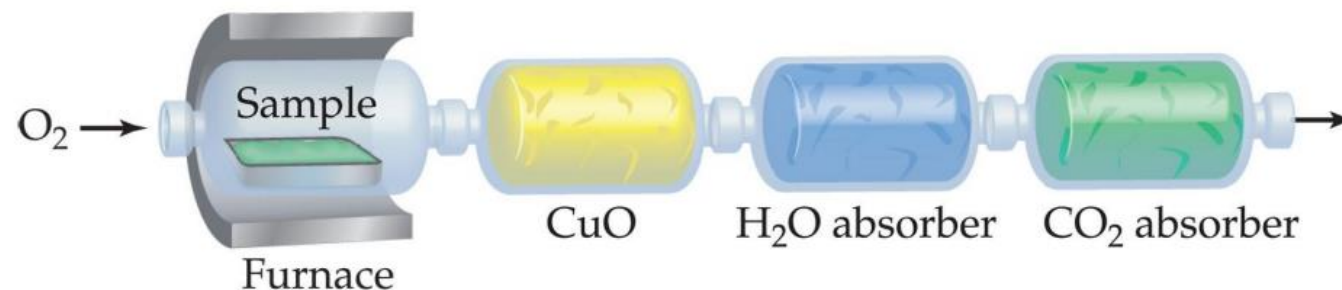
2. Divide molecular by empirical masses

$$\frac{146}{73.08} = 1.997 \rightarrow 2 \quad \text{*you will usually have to round a bit*}$$

3. Multiply empirical by multiplier found in step 2



Combustion Analysis



Compounds containing C, H and O are routinely analyzed through combustion in a chamber like this.

- C is determined from the mass of CO₂ produced.
- H is determined from the mass of H₂O produced.
- O is determined by difference after the C and H have been determined.

Combust. Analysis

[Jump back to
title slide](#)

So now it will be like this!

- ~~% to mass~~
- Mass to mole
- Divide by small
- Multiply til whole

Use Combustion
Analysis Data and
Dimensional Analysis
to find grams

The amount of CO_2 gives the amount of C originally present in the sample compound

The amount of H_2O gives the amount of H originally present in the sample

The amount of O originally present in the sample can be found by simple subtraction

- Mass of sample
Mass of C
– Mass of H
= Mass of Oxygen!

Important Points to Know

- Must know the mass of the unknown substance before burning it
- The unknown will be burnt in pure oxygen, present in large excess
- The amount of oxygen will be determined by subtraction.
- The combustion products always have CO₂ and H₂O. Might have extra products if other elements are present!
- Nitrogen product can come in different forms. N₂, NH₃, etc. Will be given more info if needed. Often given as a separate experiment – will need to convert all to %'s if this is the case! **Nitrogen is the problem child in combustion analysis.**
- All the carbon winds up as CO₂ and all the hydrogen winds up as H₂O.

Steps to Solve

- 1) Determine the mass of each element present in the original compound using dimensional analysis
 - Carbon is always in CO_2 in the ratio of 1 mole $\text{CO}_2 = 1$ mole C
 - Hydrogen is always in H_2O in the ratio of 1 mole $\text{H}_2\text{O} = 2$ mole H
 - Nitrogen can be (NH_3 , N_2 , N, NO_2 , etc...). If data from a separate experiment, make sure to convert masses to % values!
- 2) Subtract to solve for oxygen
Sample mass – ($\text{C}_{\text{mass}} + \text{H}_{\text{mass}} + \text{N}_{\text{mass}}$ if necessary, or any other random element)
- 3) Now continue with the Rhyme from before!
 - Mass to moles
 - Divide by small
 - Multiply until whole

Combust. Analysis

[Jump back to
title slide](#)

Example #1 *Original sample = 8.38 g and yielded 16.0 g CO₂ and 9.80 g H₂O*

Moles of Carbon

$$\frac{16.0 \text{ g CO}_2}{44.0 \text{ g CO}_2} \times \frac{1 \text{ mole CO}_2}{1 \text{ mole CO}_2} \times \frac{1 \text{ mole C}}{1 \text{ mole CO}_2} = 0.364 \text{ mole C}$$

Moles of Hydrogen

$$\frac{9.80 \text{ g H}_2\text{O}}{18.0 \text{ g H}_2\text{O}} \times \frac{1 \text{ mole H}_2\text{O}}{1 \text{ mole H}_2\text{O}} \times \frac{2 \text{ mole H}}{1 \text{ mole H}_2\text{O}} = 1.09 \text{ mole H}$$

Example #1 *Original sample = 8.38 g and yielded 16.0 g CO₂ and 9.80 g H₂O*

Moles to Mass to Calculate Oxygen

$$\frac{0.364 \text{ mole C}}{1 \text{ mole C}} \times 12.0 \text{ g C} = 4.37 \text{ g C}$$

$$\frac{1.09 \text{ mole H}}{1 \text{ mole H}} \times 1.01 \text{ g H} = 1.10 \text{ g H}$$

Grams of Oxygen

$$8.38 \text{ g Sample} - 4.37 \text{ g C} - 1.10 \text{ g H} = 2.91 \text{ g Oxygen}$$

Combust.
Analysis

[Jump back to
title slide](#)

Example #1 Original sample = 8.38 g and yielded 16.0 g CO₂ and 9.80 g H₂O

Back to the Rhyme! Mass to moles, divide by small, multiply till whole!

$$\frac{2.91 \text{ g O}}{16.00 \text{ g O}} \times 1 \text{ mole O} = 0.182 \text{ mole O}$$

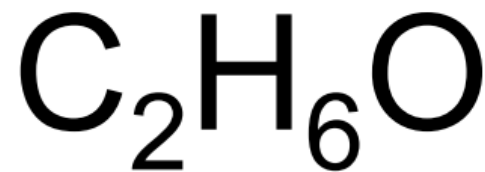
Therefore
0.364 mole C
1.09 mole H
0.182 mole O

Divide by small, multiply till whole (if needed)

$$\frac{0.364 \text{ C}}{0.182} = 2$$

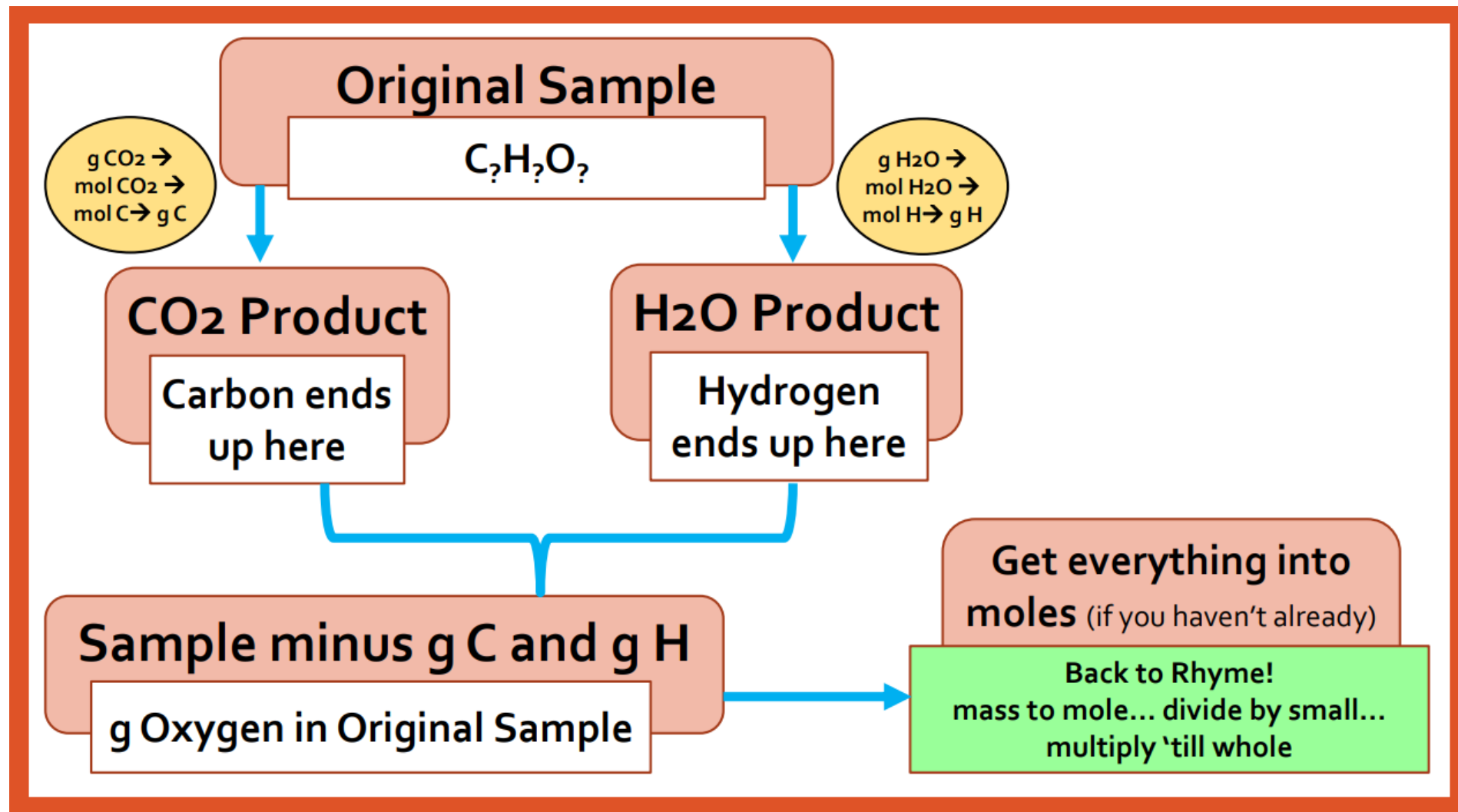
$$\frac{1.09 \text{ H}}{0.182} = 5.989 \rightarrow 6$$

$$\frac{0.182 \text{ O}}{0.182} = 1$$



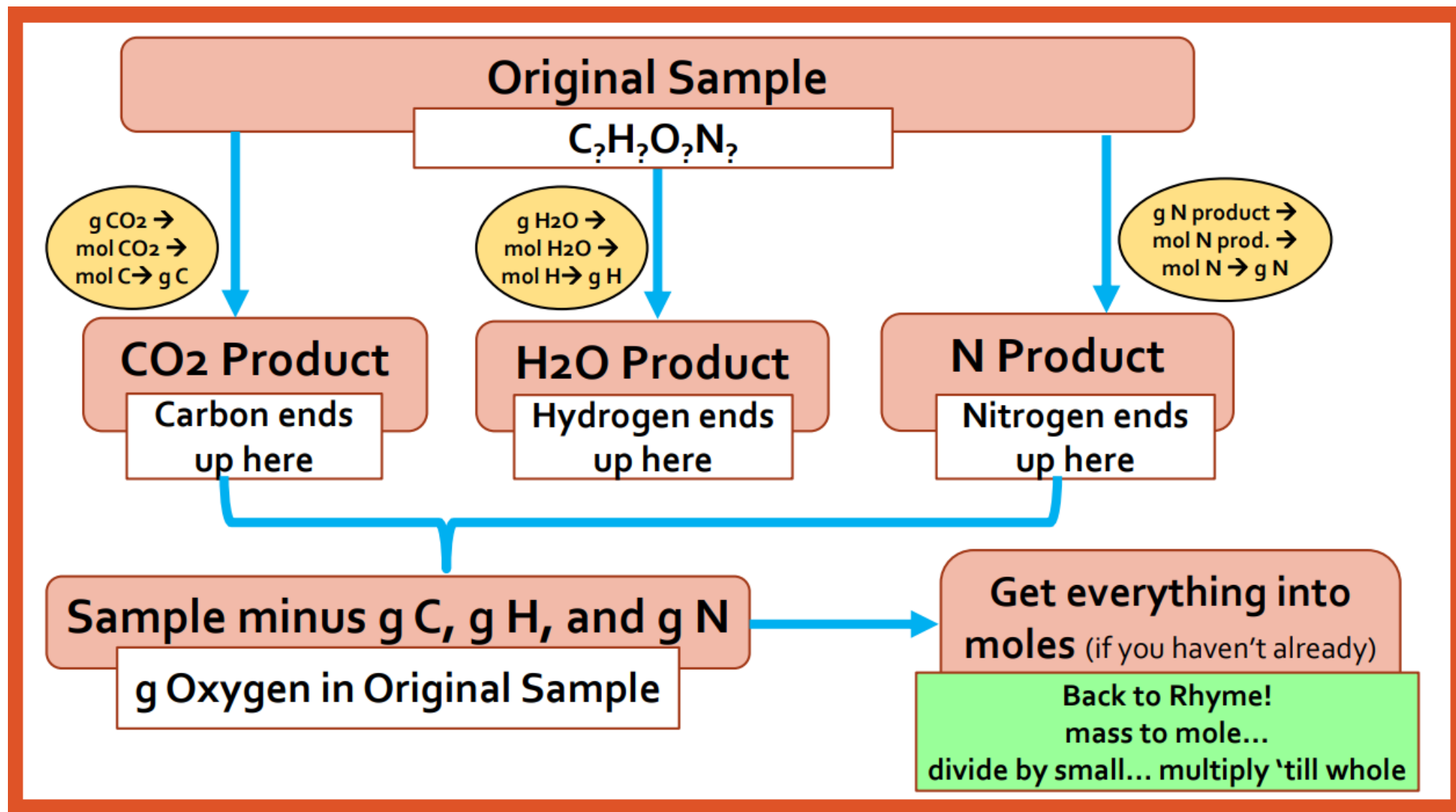
Combust. Analysis

[Jump back to title slide](#)



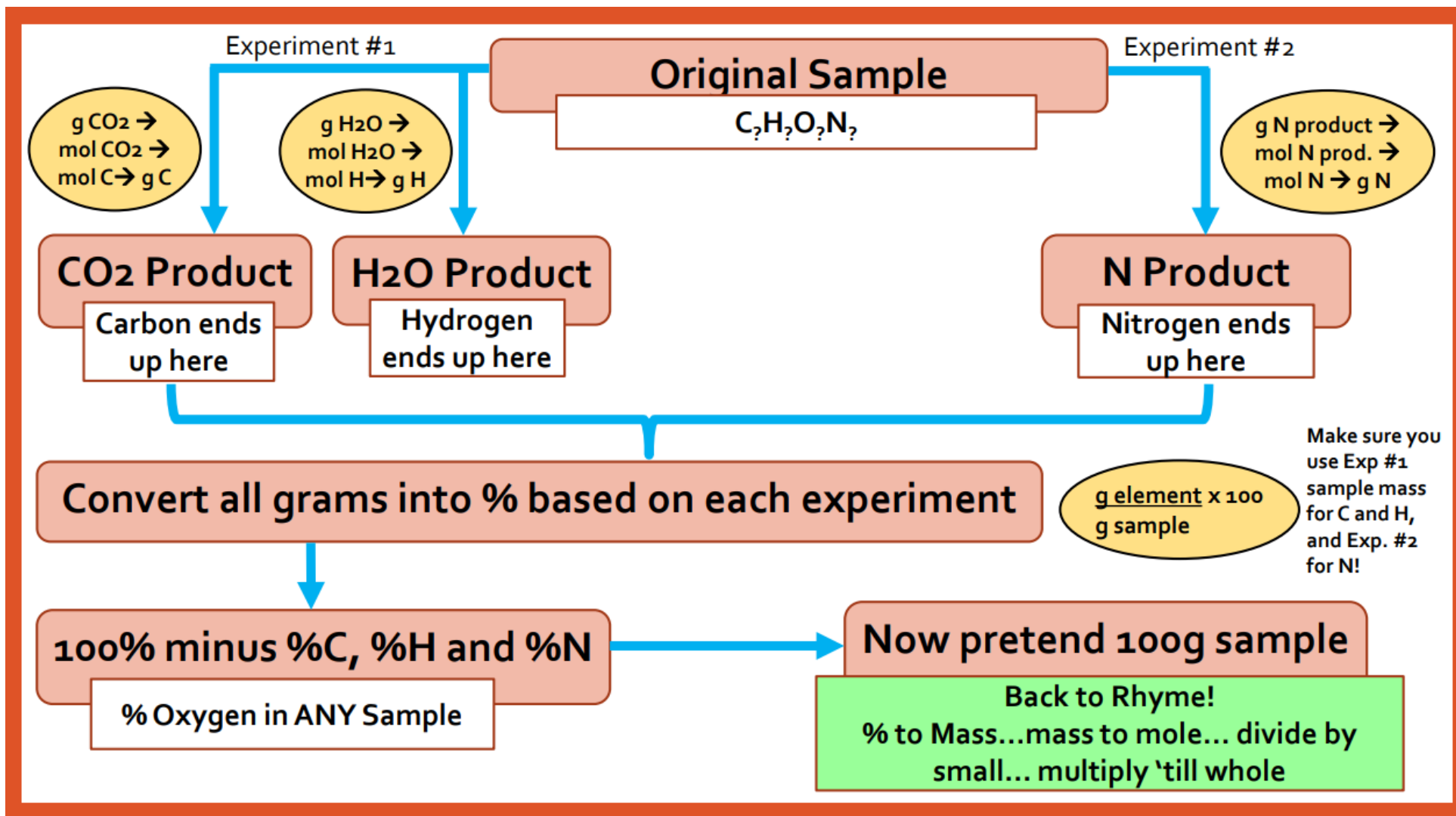
Combust. Analysis

[Jump back to title slide](#)



Combust. Analysis

[Jump back to title slide](#)



Unit #9

Gas Laws

- KMT theory
- Basic gas law equations
- Ideal gas law equation
- Dalton's law of partial pressures
- Gas stoichiometry

The Kinetic Molecular Theory applies to what type of gases?

IDEAL GASES

A hypothetical gas that follows all the rules of KMT

- Doesn't really exist!!!
- Allows us to estimate a lot of things, but they are not exactly real

REAL GASES can behave like ideal gases, but only under certain conditions

- High temperature
- Low pressure
- Best to be low IMFs, nonpolar

KMT Theory

[Jump back to
title slide](#)

5 assumptions of KMT

1) Gases consist of large #s of tiny particles that are far apart relative to their size

- Most of the volume of a gas is empty space.
- Gas particles themselves, are so small they don't actually have a "volume"
- Gas particles are further apart than in a solid or a liquid

2) Collisions between gas particles and between particles and container walls are *elastic collisions*

- When two molecules collide with each other, they transfer their kinetic energy, but they don't lose any energy overall.

KMT Theory

[Jump back to
title slide](#)

3) Gas particles are in continuous, rapid, random motion. They therefore, possess kinetic energy, which is energy of motion.

- They move in all random directions, non-stop

4) There are no forces of attraction between gas particles

- They behave like billiard balls

5) The temperature of a gas depends on the average kinetic energy of the particles of the gas.

$$KE = \frac{1}{2} mv^2$$

↑ Temperature = ↑ velocity = ↑ kinetic energy

Gas Laws

[Jump back to title slide](#)

Use Kelvins!

Just another unit of measurement.

$$K = ^\circ C + 273$$

“Absolute Zero”

At 0 K there is
**NO MOLECULAR
MOVEMENT!**

Zero really means zero!

Units of Pressure

Lots of choices, just convert

Conversions	
1 atm =	1.01325 x 10 ⁵ Pa
	101.325 kPa
	760 mmHg
	760 torr
	14.7 psi

STP

“Standard” Temperature & Pressure

$$0^\circ C \rightarrow 273 K$$
$$1 \text{ atm} \rightarrow 760 \text{ mmHg}$$

[Jump back to title slide](#)

Boyle's Law

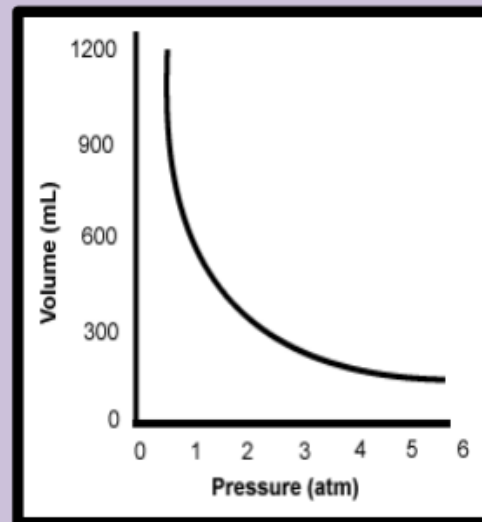
$$P_1V_1 = P_2V_2$$

Boyle's Law

$$P_1V_1 = P_2V_2$$

- Temperature and # moles held constant
- Indirect (or inverse) relationship

*If pressure goes ↑
Then volume goes ↓*



[Jump back to title slide](#)

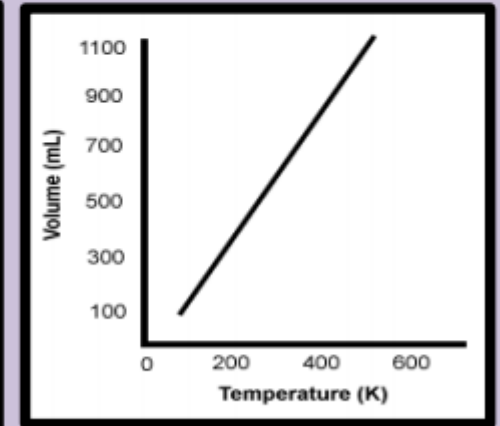
Charles' Law

$$\frac{V_1}{T_1} = \frac{V_2}{T_2}$$

Charles' Law

$$\frac{V_1}{T_1} = \frac{V_2}{T_2}$$

- Pressure and # moles held constant
- Direct relationship
*If temperature goes ↑
Then volume goes ↑*



**note* Graph doesn't go all the way to zero because the molecules will eventually get as close as possible and they will still always take up space*

[Jump back to title slide](#)

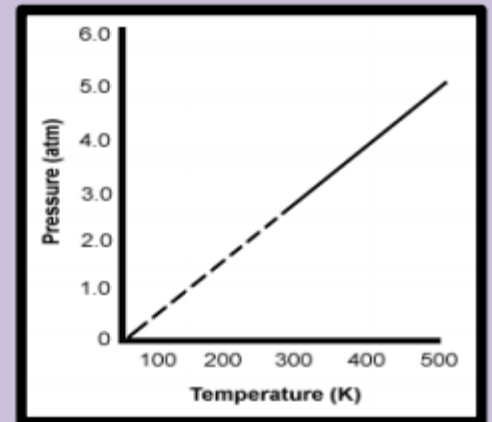
Gay-Lussac's Law

$$\frac{P_1}{T_1} = \frac{P_2}{T_2}$$

Gay-Lussac's Law

$$\frac{P_1}{T_1} = \frac{P_2}{T_2}$$

- Volume and # moles held constant
- Direct relationship
*If temperature goes ↑
Then pressure goes ↑*



**note* Graph doesn't go all the way to zero because at low temperatures and pressures it won't be a gas anymore, it will turn into a solid or a liquid. We use a dotted line to show the portions that are not gas phase*

[Jump back to title slide](#)

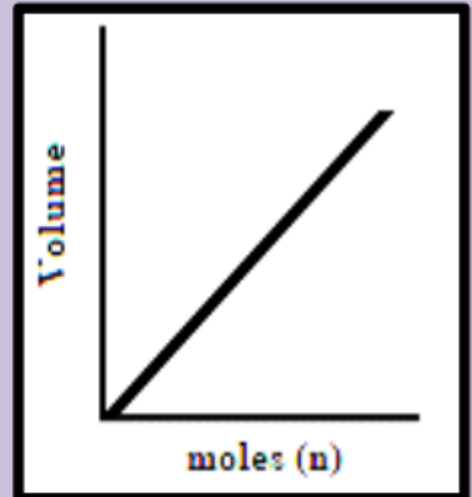
Avogadro's Law

$$\frac{V_1}{n_1} = \frac{V_2}{n_2}$$

Avogadro's Law

$$\frac{V_1}{n_1} = \frac{V_2}{n_2}$$

- Pressure and temperature held constant
- Direct relationship
*If # of moles goes ↑
Then volume goes ↑*



[Jump back to title slide](#)

Combined Gas Law

$$\frac{P_1 V_1}{T_1} = \frac{P_2 V_2}{T_2}$$

Combined Gas

$$\frac{P_1 V_1}{T_1} = \frac{P_2 V_2}{T_2}$$

- # of moles held constant
- Combines most common variables together – not common to change moles of gas

Ideal Gas Law

[Jump back to title slide](#)

Ideal Gas Law

$$PV = nRT$$

“Piv-nert”

Ideal Gas Law

$$PV = nRT$$

- **P = pressure**
- **V = volume**
- **n = number of moles**
- **R = ideal gas constant**
- **T = temperature**

Ideal Gas Constant

Values of the Universal Gas Constant R

Values of R	Units	Values of R	Units
8.314472	J·K ⁻¹ ·mol ⁻¹	83.14472	L·mbar·K ⁻¹ ·mol ⁻¹
0.082057	L·atm·K ⁻¹ ·mol ⁻¹	8.314472 × 10 ⁻⁵	m ³ ·bar·K ⁻¹ ·mol ⁻¹
8.205745 × 10 ⁻⁵	m ³ ·atm·K ⁻¹ ·mol ⁻¹	10.73159	ft ³ ·psi·°R ⁻¹ ·lb·mol ⁻¹
8.314472	L·kPa·K ⁻¹ ·mol ⁻¹	0.73024	ft ³ ·atm·°R ⁻¹ ·lb·mol ⁻¹
8.314472	m ³ ·Pa·K ⁻¹ ·mol ⁻¹	1.98588	Btu·°R ⁻¹ ·lb·mol ⁻¹
82.05745	cm ³ ·atm·K ⁻¹ ·mol ⁻¹	62.36367	L·torr·K ⁻¹ ·mol ⁻¹

Ideal Gas Law

[Jump back to title slide](#)

$$M = \frac{DRT}{P}$$

$$D = \frac{MP}{RT}$$

$$M = \frac{mRT}{PV}$$



Molar Mass Kitty always puts DIRT over its PEE

Dalton's
Law

[Jump back to
title slide](#)

Dalton's Law

$$P_{Total} = P_1 + P_2 + P_3 + \dots$$

Dalton's Law

[Jump back to title slide](#)

Mole Fractions

$$X_{gas\ 1} = \frac{n_{gas\ 1}}{n_{total}}$$

$$X_{gas\ 2} = \frac{n_{gas\ 2}}{n_{total}}$$

Etc...

Dalton's Law

[Jump back to
title slide](#)

Partial Pressure

$$P_{gas\ 1} = (X_{gas\ 1}) \cdot (P_{total})$$

$$P_{gas\ 2} = (X_{gas\ 2}) \cdot (P_{total})$$

Etc...

Dalton's Law

[Jump back to title slide](#)

Two 1.0 L containers, A and B, contain gases under 2.0 and 4.0 atm, respectively. Both gases are forced into Container C (w/vol. 2.0 L). Find total pres. of mixture in C.



$$P_{1A}V_{1A} = P_{2CA}V_{2CA}$$

$$2.0 \text{ atm (1.0 L)} = P_{2CA} (2.0 \text{ L})$$

$$P_{2CA} = 1.0 \text{ atm}$$

$$P_{1B}V_{1B} = P_{2CB}V_{2CB}$$

$$4.0 \text{ atm (1.0 L)} = P_{2CB} (2.0 \text{ L})$$

$$P_{2CB} = 2.0 \text{ atm}$$

	P_1	V_1	V_{2C}	P_{2C}
A	2.0 atm	1.0 L	2.0 L	1.0 atm
B	4.0 atm	1.0 L		2.0 atm

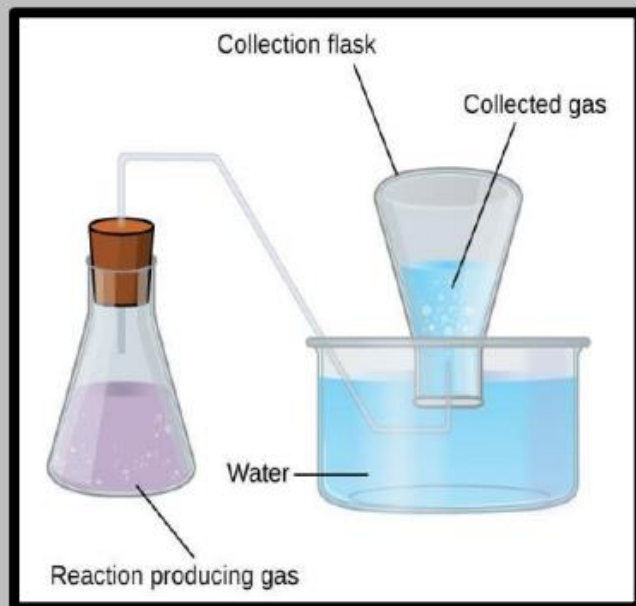
$$P_{2C\text{Total}} = 3.0 \text{ atm}$$

Now do a partial pressure problem and add up your two partial pressures to find total pressure!

Dalton's Law

[Jump back to title slide](#)

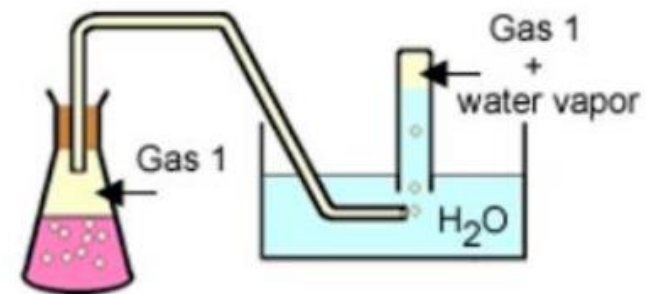
Collecting Gas Over Water via Displacement



The gas being created will push the water out of the collection container and “displace” it – allows you to find the volume collected.

The total pressure in the collection container is the same as atmospheric pressure in the room.

Water vapor is a bit of a problem though...



The collected gas will have water vapor in it as well. The amount of water vapor will change based on the temperature.

Dalton's Law

[Jump back to title slide](#)

“Wet Gas” versus “Dry Gas”

The total pressure will be a result of the partial pressure of the desired collected gas being generated by the reaction, and the partial pressure of the water vapor.

$$P_{total} = P_{dry\ gas} + P_{H_2O}$$

$$P_{dry\ gas} = P_{total} - P_{H_2O}$$

Example #1

Hydrogen gas is collected over water at 22°C. Find the pressure of the dry gas if the atmospheric pressure is 708 mmHg.

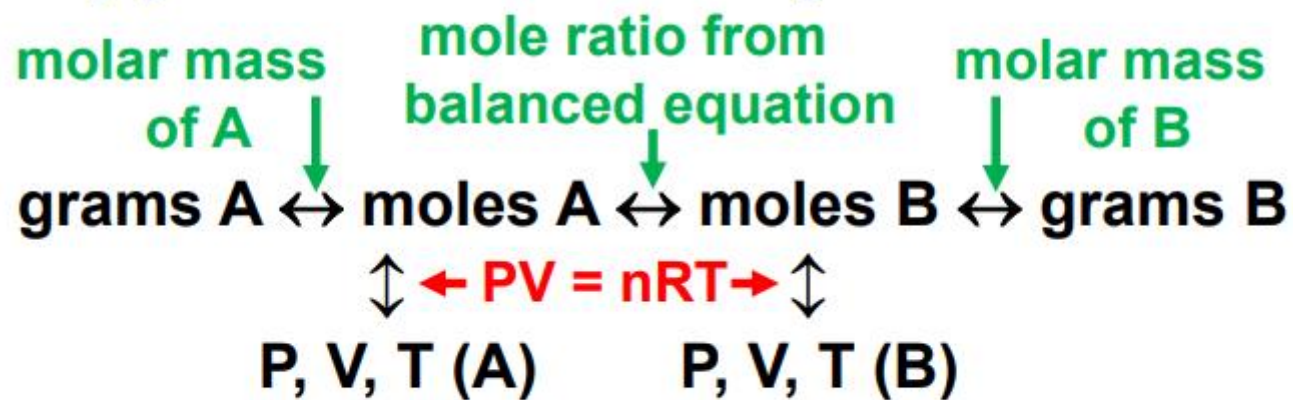
Remember: The total pressure in the collection bottle is equal to atmospheric pressure and is a mixture of H₂ and water vapor.

GIVEN:	WORK:
$P_{H_2} = ?$	$P_{total} = P_{H_2} + P_{H_2O}$
$P_{total} = 708\text{ mmHg}$	$708\text{ mmHg} = P_{H_2} + 19.8\text{ mmHg}$
$P_{H_2O} = 19.8\text{ mmHg}$	$P_{H_2} = 688.2\text{ mmHg}$
<i>Look up water-vapor pressure on chart for 22°C.</i>	

Gas Stoichiometry

[Jump back to
title slide](#)

- “Normal” stoichiometry
= using molecules, masses & molar masses.
- We can use stoichiometry for gas reactions!
- ***STILL need mole ratios...might need gas laws to help you find # of moles though!***



*At times you will be able to use 22.4 L/mol at STP
or 24.8 L/mol at SATP as shortcuts (SATP=298K instead of 273K)*

Sample problem 1

CH₄ burns in O₂, producing CO₂+ H₂O(g). A 1.22 L CH₄ cylinder, at 15°C, has a pressure of 328 kPa.

a) What volume of O₂ at 100kPa and 298K will be required to react completely with all of the CH₄?



Pathway:

L of A → mol A → mol B → L of B

PV = nRT
of A

Mole Ratio

PV = nRT
of B

Gas
Stoich.

L of A → mol A

$$PV = nRT$$

of A

$$P = 328 \text{ kPa}, V = 1.22 \text{ L}, T = 288 \text{ K}$$

$$PV = nRT$$

$$\frac{(328 \text{ kPa})(1.22 \text{ L})}{(8.31 \text{ kPa}\cdot\text{L}/\text{K}\cdot\text{mol})(288 \text{ K})} = n = \mathbf{0.167 \text{ mol CH}_4}$$

moles of A → moles of B *mol CH₄ → mol O₂ :*

Mole Ratio

$$\frac{0.167 \text{ mol CH}_4}{1 \text{ mol CH}_4} \left| \frac{2 \text{ mol O}_2}{1 \text{ mol CH}_4} \right. = \mathbf{0.334 \text{ mol O}_2}$$

mol B → L of B

$$P = 100 \text{ kPa}, n = 0.334 \text{ mol}, T = 298 \text{ K}$$

$$PV = nRT$$

of B

$$\frac{(0.334 \text{ mol})(8.31 \text{ kPa}\cdot\text{L}/\text{K}\cdot\text{mol})(298 \text{ K})}{(100 \text{ kPa})} = \mathbf{V \text{ of O}_2 = 8.28 \text{ L}}$$

[Jump back to
title slide](#)

Unit #10

Thermochemistry

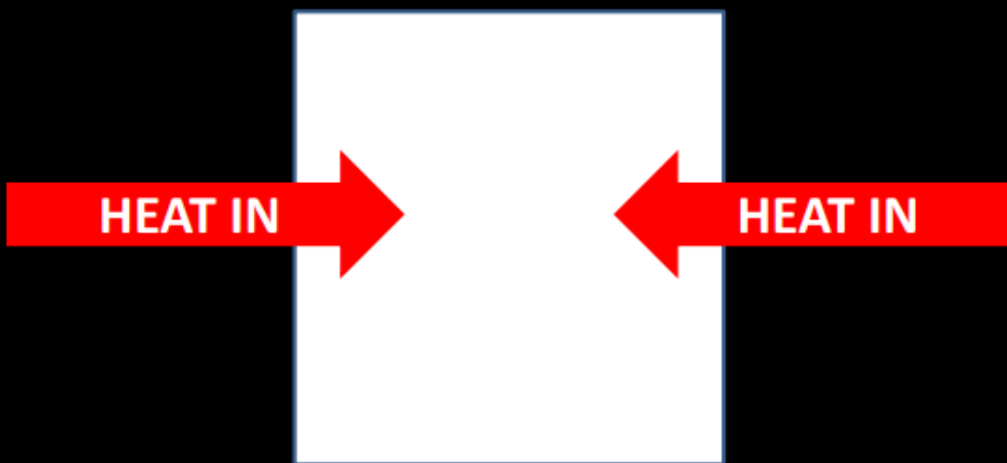
- Endo versus Exo
- Specific heat
- Calorimetry
- Heating/cooling curves
- Heat of Reaction
- Reaction Diagrams
- Heat of Formation
- Bond Energy
- Hess's Law

Endo vs.
Exo

[Jump back to
title slide](#)

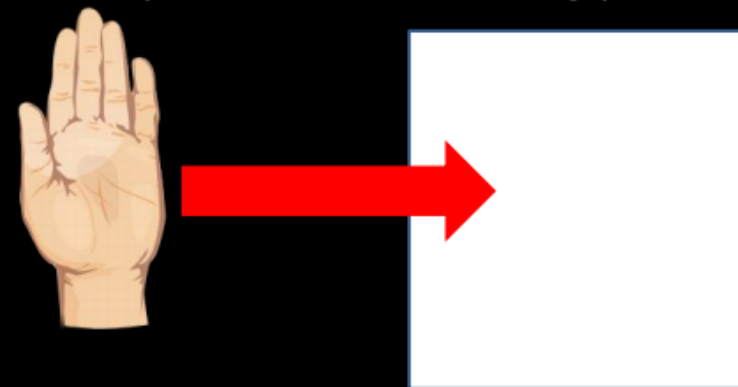
Endothermic

When SYSTEM (reaction) **ABSORBS HEAT**



What do you feel???

When a SYSTEM (reaction) **ABSORBS HEAT FROM YOU** (you are the surroundings)




YOU FEEL COLD!!!!

Endo vs.
Exo

[Jump back to
title slide](#)

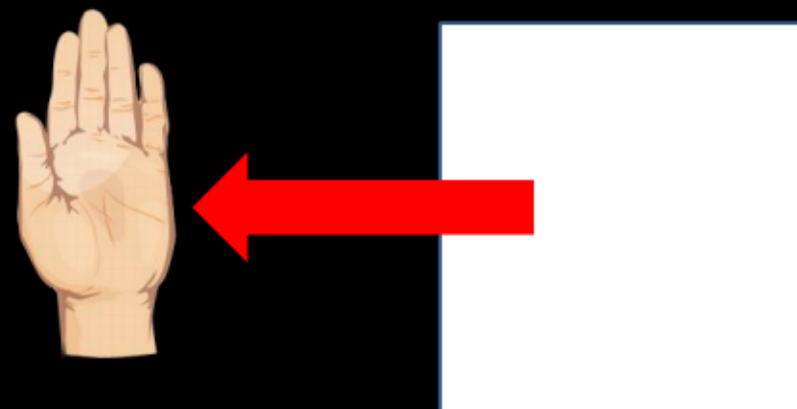
Exothermic

When a SYSTEM (reaction) **RELEASES HEAT**



What do you feel???

When a SYSTEM (reaction) **RELEASES HEAT
TOWARDS YOU** (you are the surroundings)



YOU FEEL HOT!!!!

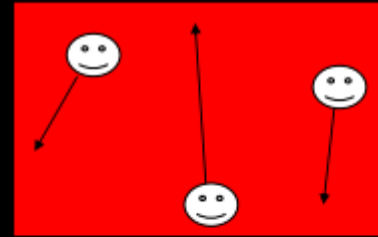
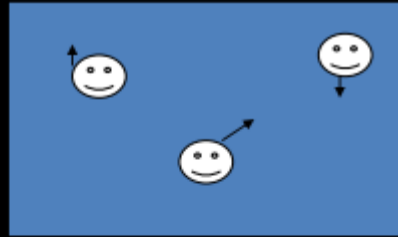
**Endo vs.
Exo**

[Jump back to
title slide](#)

Gaining Heat	Endothermic	$Q = +$	$\Delta T = +$
Losing Heat	Exothermic	$Q = -$	$\Delta T = -$
<i>m and C are always positive</i>			

Temperature

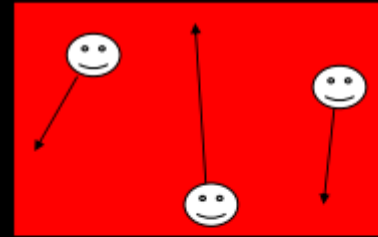
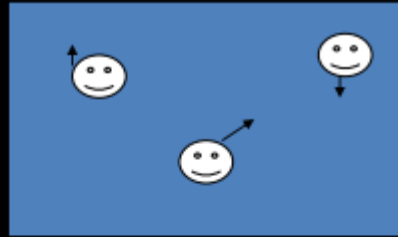
- Average amount of energy in motion
 - Measured with a thermometer



more motion → Hotter → higher temp
less motion → Colder → lower temp

Temperature

- Average amount of energy in motion
 - Measured with a thermometer



more motion → Hotter → higher temp
less motion → Colder → lower temp

Specific Heat

[Jump back to title slide](#)

Specific Heat

The amount of energy it takes to raise the temperature of 1 gram of something by 1 °C

Units:

$$\frac{\text{J}}{\text{g } ^\circ\text{C}}$$

$$Q = mC\Delta T$$

C = specific heat

Q = energy lost or gained

m = mass

ΔT = "delta" T or change in temp

$$Q = m \times C \times (T_{\text{final}} - T_{\text{starting}})$$

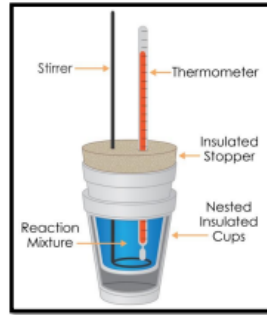
Calorimetry

Purpose of Calorimetry

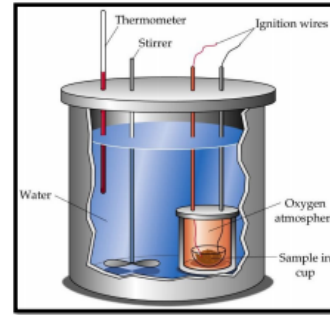
Measure heat transferred from one object to another, or the energy transferred during a reaction.

[Jump back to title slide](#)

Coffee Cup Calorimeter



Bomb Calorimeter



Energy In = Energy Out

Energy Absorbed = Energy Released

$$Q_{\text{substance 1}} = - Q_{\text{substance 2}}$$

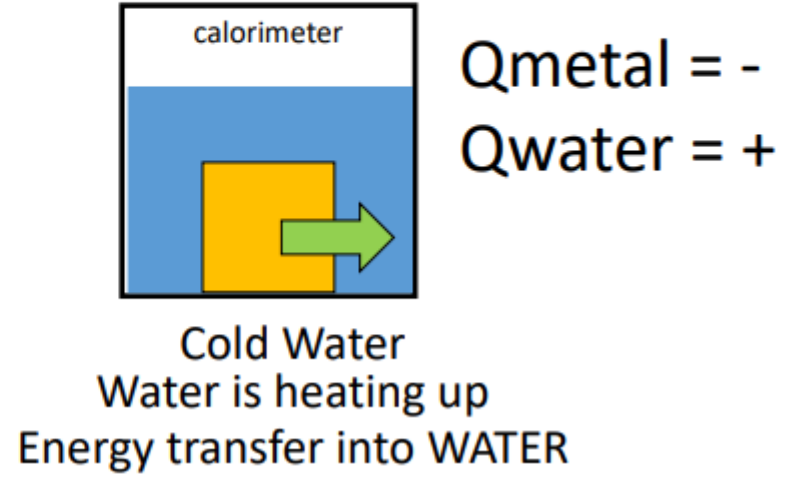
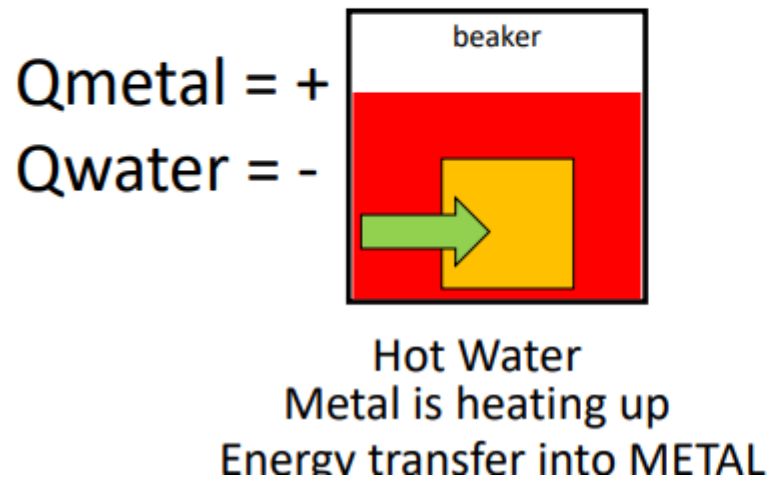
Negative sign will stand for "OPPOSITE" not necessarily negative. Makes it so it doesn't really matter which material you start with.

Calorimetry

$$\text{ENERGY IN} = \text{ENERGY OUT}$$

$$\begin{aligned} \text{Energy absorbed} &\rightarrow Q = + \\ \text{Energy released} &\rightarrow Q = - \end{aligned}$$

[Jump back to title slide](#)



$$T_{\text{final water}} = T_{\text{final metal}}$$

Calorimetry

[Jump back to title slide](#)

$Q_{\text{water}} =$?
$m_{\text{water}} =$	From the water you put in the calorimeter 1mL = 1g
$C_{\text{water}} =$	4.184 J/g°C
$\Delta T_{\text{water}} =$	$T_f - T_i$ <i>(From your thermometer readings)</i>

$Q_{\text{metal}} = -Q_{\text{water}}$	<i>Energy IN must = energy OUT!</i> <i>(opposite sign, not necessarily negative)</i>
$m_{\text{metal}} =$	From your scale
$C_{\text{metal}} =$?
$\Delta T_{\text{metal}} =$	$\frac{T_f - T_i}{T_f - 100^\circ\text{C}}$ <i>(At the end the metal and water will be same temp)</i> <i>(The metal was put in the boiling water so it reached 100°C)</i>

Heating Curves

[Jump back to title slide](#)

Heating	Phase Changes
Issue: SPEED	Issue: POSITION
All the energy is going towards SPEEDING UP the molecules	All the energy is going towards SPREADING OUT the molecules
Results in a temperature change	Results in NO temperature change

(Cooling would just be the opposite of these things!)

HEATING/COOLING

- $Q = mC\Delta T$
- $C = \text{J/g}^\circ\text{C}$ → Has a temperature component.
- So.... Cant use it for phase changes

PHASE CHANGES

- $\Delta T = 0$ BUT $Q \neq 0$
- Get rid of ΔT , and replace C with something else
- **$Q = mL$**
- $L = \text{"Latent Heat"} \rightarrow \text{J/g}$
The energy required to phase change one gram of substance

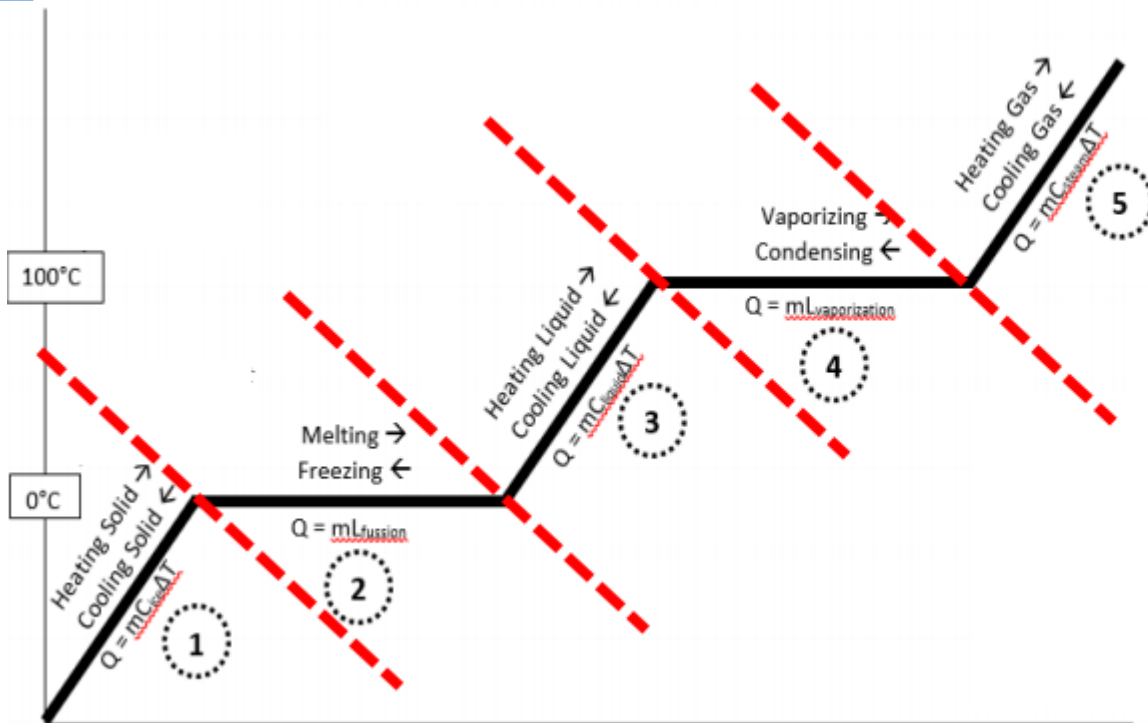
Heating Curves

[Jump back to title slide](#)

Heating/Cooling		Phase Changes	
C_{ice}	2.09 J/g°C	L_{fus}	334 J/g
C_{liq}	4.18 J/g°C	L_{vap}	2260 J/g
C_{steam}	1.87 J/g°C	<i>L is (+) or (-) depending on direction!</i>	

Heating Curves

[Jump back to title slide](#)



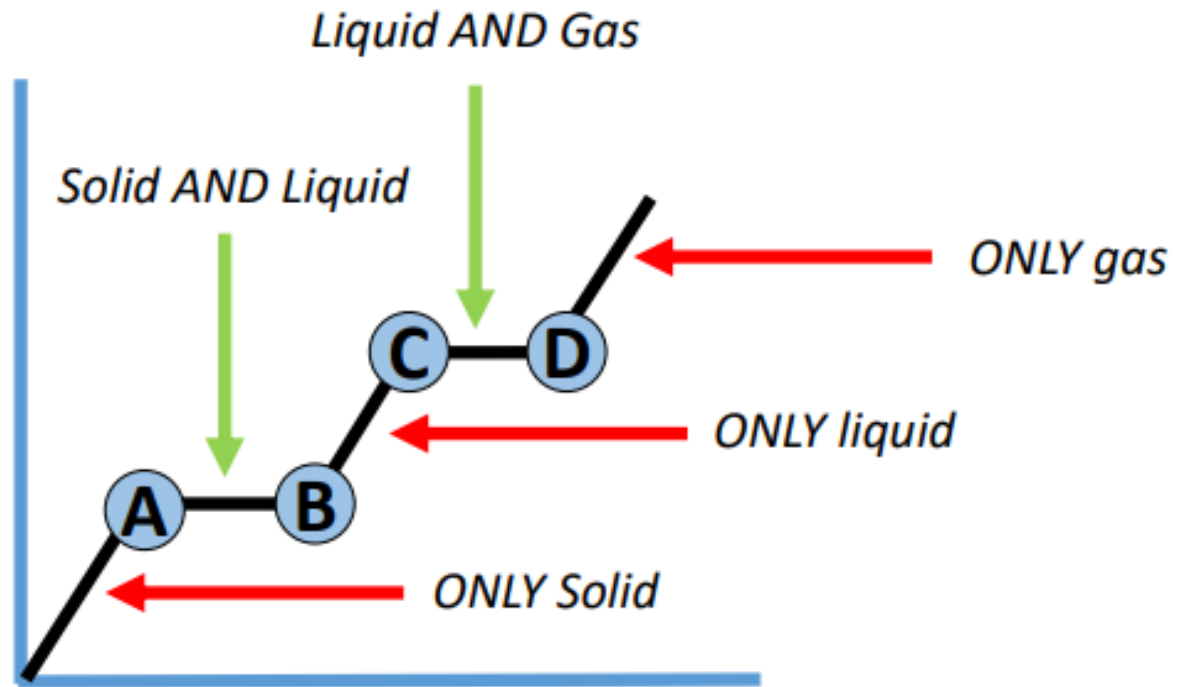
Calculate everything separately and then add up your answers. You could have up to five Q values to add up!

Use **ONLY** the temperature change on the **ONE LINE** you are working with at a time!

Heating Curves

[Jump back to title slide](#)

- A** ONLY Solid at 0°C
- B** ONLY Liquid at 0°C
- C** ONLY Liquid at 100°C
- D** ONLY Gas at 100°C

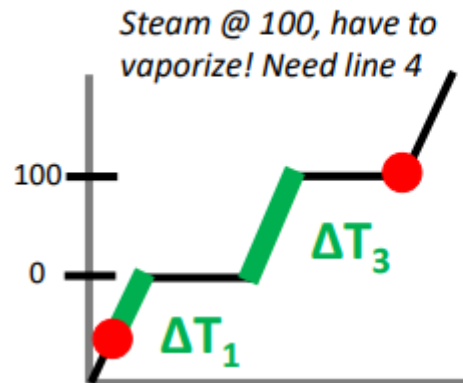


Heating Curves

[Jump back to title slide](#)

2. Determine the energy required to convert 21.1 grams of ice at -6°C to steam at 100°C

- ① Heat ice
- ② Melt ice
- ③ Heat liquid
- ④ Vaporize



Double Negative! Be Careful!

$$Q_1 = mC\Delta T = (21.1\text{g})(2.09\text{J/gC})(0^{\circ} - -6^{\circ}) = 264.59\text{ J}$$

$$Q_2 = mL = (21.1\text{g})(334\text{ J/g}) = 7047.4\text{ J}$$

$$Q_3 = mC\Delta T = (21.1\text{g})(4.18\text{J/gC})(100^{\circ} - 0^{\circ}) = 8819.8\text{ J}$$

$$Q_4 = mL = (21.1\text{g})(2260\text{ J/g}) = 47686\text{ J}$$

$$Q_T = Q_1 + Q_2 + Q_3 + Q_4$$

$$= 63817.79\text{ J}$$

Heat of
Reaction

[Jump back to
title slide](#)

Molar Heat Capacity

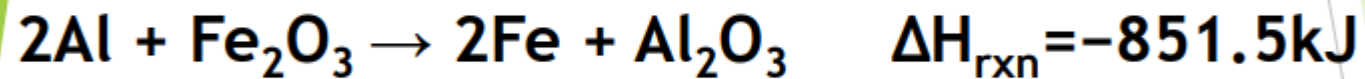
Energy required to raise the temperature of one **MOLE** of a substance one degree

$$Q = nC\Delta T$$

**If you make sure your units cancel, this is easy!!*

Heat of Reactions

Amount of energy involved in a reaction



(Remember, ΔH is basically Q)

ΔH negative \rightarrow exothermic \rightarrow product

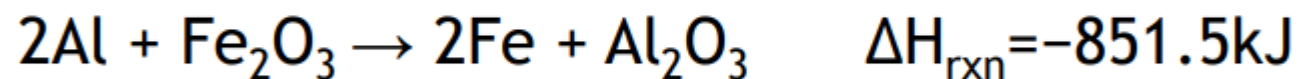
ΔH positive \rightarrow endothermic \rightarrow reactant

Heat of Reaction

[Jump back to title slide](#)

Heat of Reactions per mole

Sometimes you want it per mole of a certain substance. Just take mole ratios into account!



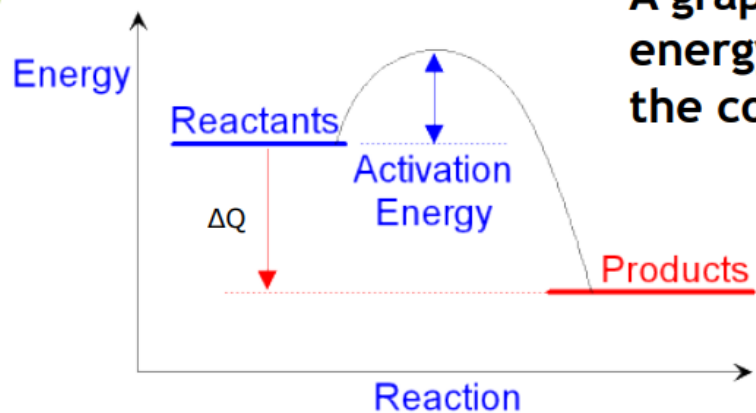
$$\frac{-851.5\text{kJ}}{1 \text{ rxn}} \bigg| \frac{1 \text{ rxn}}{2 \text{ mol Al}} = -425.75 \frac{\text{kJ}}{\text{mol Al}}$$

Reaction Diagrams

[Jump back to title slide](#)

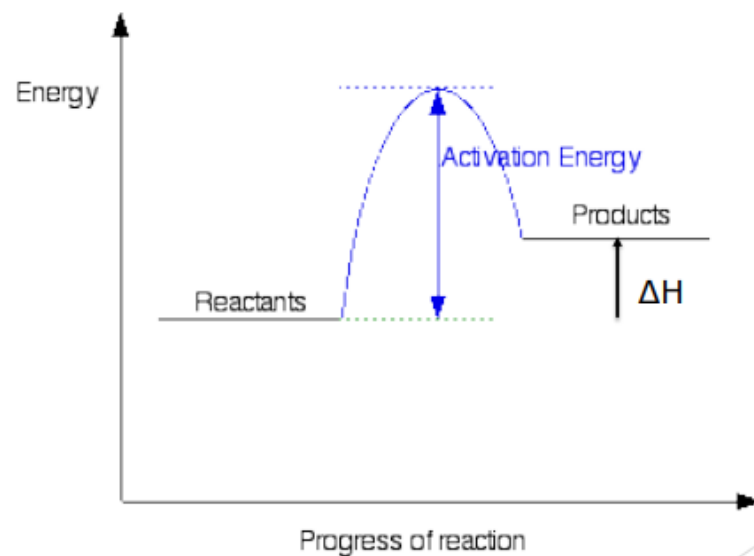
Reaction Diagrams

A graph representing energy changes during the course of a reaction

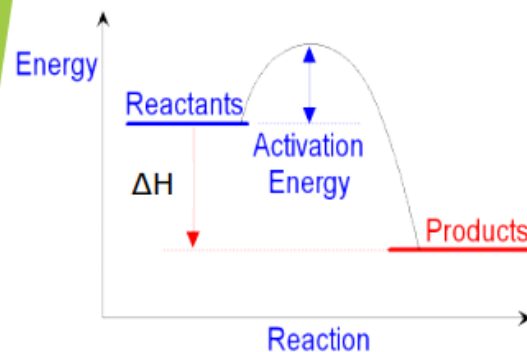


*Is this reaction endo or exothermic? How do you know???

Draw and label an ENDOTHERMIC reaction diagram.



But what is "Activation Energy?"



Activation energy:

the smallest amount of energy required for molecules to be "activated" in order to undergo a specific chemical change

- *Speed them up to hit hard enough*
- *Proper orientation to collide in the right spot*

Heat of Formation

Heat of Formation

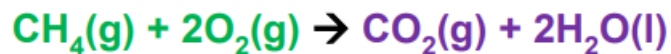
If you know how much energy it takes to form each substance in a reaction, you can calculate the Heat of Reaction!

$$\Delta H^\circ = \Sigma n\Delta H_f^\circ(\text{products}) - \Sigma n\Delta H_f^\circ(\text{reactants})$$

- Σ means sum.
- n is the coefficient of the reaction.
- values will be given to you in a chart.

Calculating Heat of Rxn from Heats of Formation

Calculate ΔH for the combustion of methane, CH_4



$$\Delta H^\circ = \Sigma n\Delta H_f^\circ(\text{products}) - \Sigma n\Delta H_f^\circ(\text{reactants})$$

<u>Substance</u>	<u>ΔH_f (kJ)</u>
CH_4	-74.80
O_2	0
CO_2	-393.50
H_2O	-285.83

$$\Delta H_{\text{rxn}} = [-393.50\text{kJ} + 2(-285.83\text{kJ})] - [-74.80\text{kJ} + 2(0\text{kJ})]$$

$$\Delta H_{\text{rxn}} = -890.36 \text{ kJ/mol}_{\text{rxn}}$$

[Jump back to title slide](#)

Bond Energy

Bond Energy

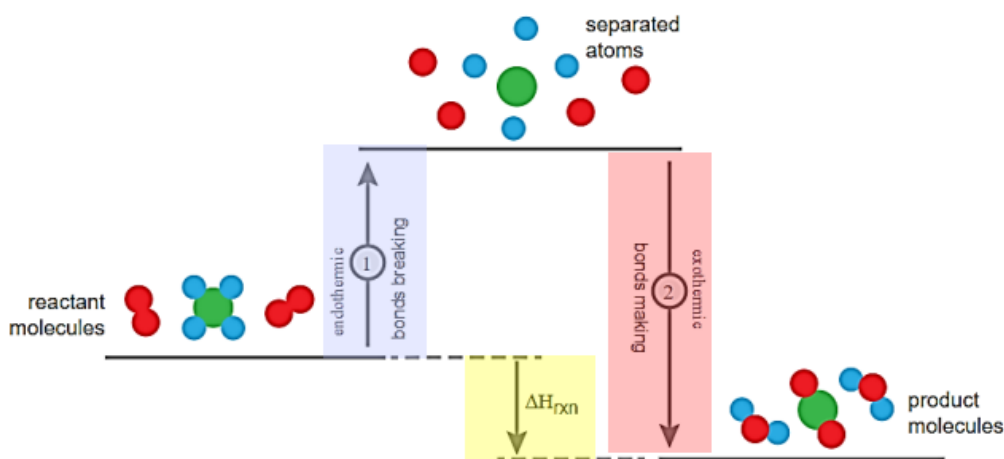
It **TAKES** energy to break a bond – **ENDO**

- Otherwise they would just break by themselves!

Energy is **RELEASED** when a new bond forms – **EXO**

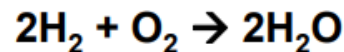
- If the new bond isn't more stable, lower energy, it wouldn't want to form!

[Jump back to title slide](#)



Use Bond Energy Chart

Action	Algebraic Sign	How to Remember
Break a Bond	+	Takes to Break
Form a Bond	-	Free to Form



You have to break: 2 H-H bond and 1 O=O bond

You have to form: 4 H-O bonds

$$2(436) + (498) + 4(-463) = -482 \text{ kJ/mol (exo)}$$

Single Bond Energies (kJ/mol of bonds)

	H	C	N	O	S	F	Cl	Br	I
H	436								
C	413	346							
N	391	305	163						
O	463	358	201	146					
S	347	272	—	—	226				
F	565	485	283	190	284	155			
Cl	432	339	192	218	255	253	242		
Br	366	285	—	201	217	249	216	193	
I	299	213	—	201	—	278	208	175	151

Multiple Bond Energies (kJ/mol of bonds)

C=C	602	C=N	615	C=O	799
C≡C	835	C≡N	887	C≡O	1072
N=N	418	N=O	607		
N≡N	945	O=O	498		

Hess's Law

Hess's Law

“In going from a particular set of reactants to a particular set of products, the change in enthalpy is the same whether the reaction takes place in one step or a series of steps.”

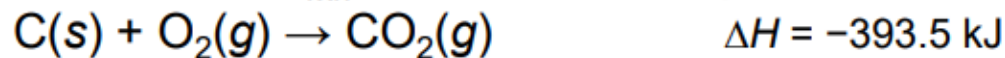
[Jump back to title slide](#)

Relationships Involving ΔH_{rxn}

Multiplying Rxn by a # to Change Coefficients

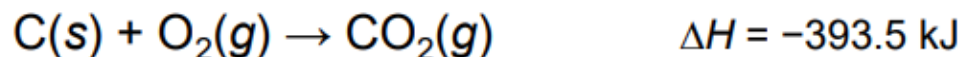
ΔH_{rxn} is multiplied by that factor.

- Because ΔH_{rxn} is extensive – depends on the amount of substance

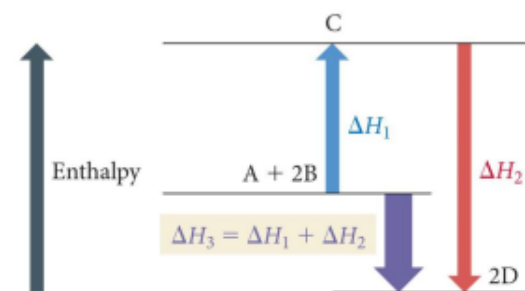


Reversing a rxn to flip which side the products/reactants are on

Flip the sign of ΔH , if positive now negative, if negative, now positive



Hess's Law
The change in enthalpy for a stepwise process is the sum of the enthalpy changes of the steps.

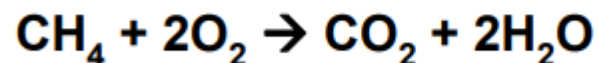


Hess's Law

[Jump back to title slide](#)

Hess's Law Example Problem #1

Calculate ΔH for the combustion of methane, CH_4 :



Step #4:

Cross out things that show up on both sides, then sum up your ΔH values

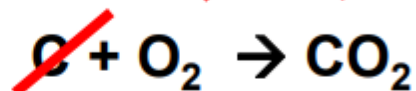
#	Reaction	ΔH°
1	$\text{C} + 2\text{H}_2 \rightarrow \text{CH}_4$	-74.80 kJ
2	$\text{C} + \text{O}_2 \rightarrow \text{CO}_2$	-393.50 kJ
3	$\text{H}_2 + \frac{1}{2}\text{O}_2 \rightarrow \text{H}_2\text{O}$	-285.83 kJ

- rxn 1



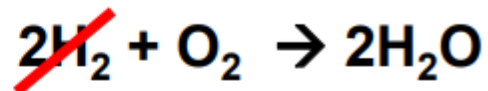
$-(-74.80 \text{ kJ})$

rxn 2



-393.50 kJ

2 x rxn 3



2 x (-285.83 kJ)



Unit #11

Solutions

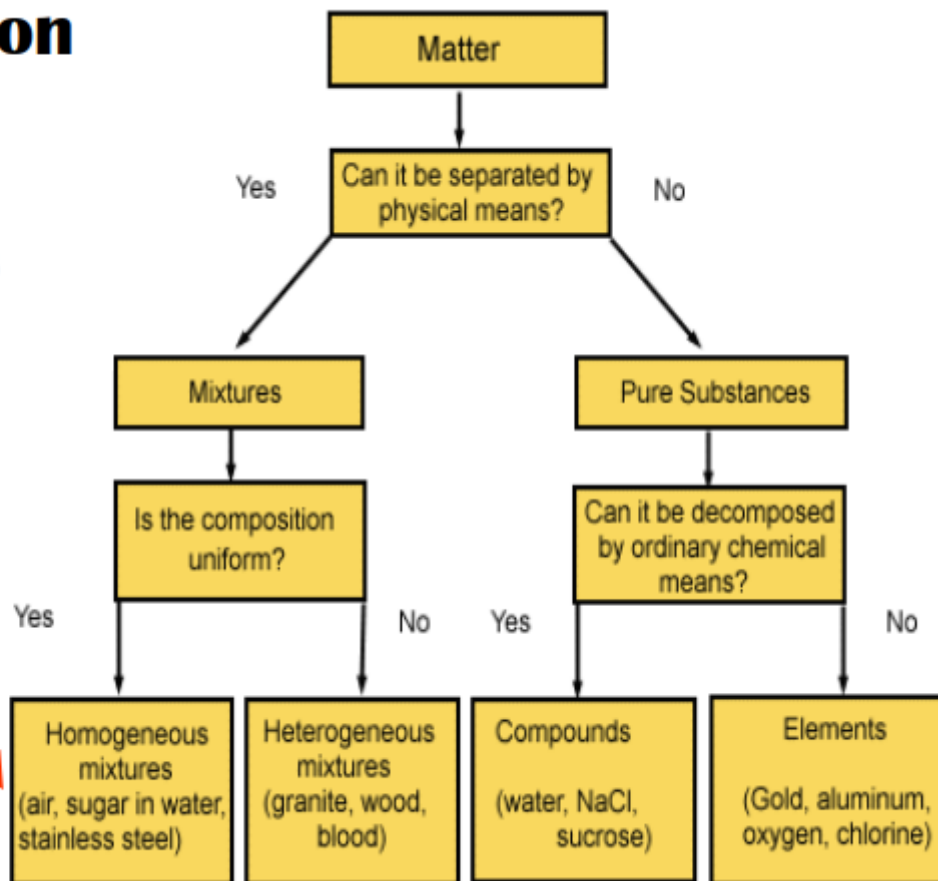
- Solution vocabulary
- Solubility
- Solutions calculations

Solutions Vocabulary

[Jump back to title slide](#)

Classification of Matter

Solutions are homogeneous mixtures



Solutions Vocabulary

[Jump back to title slide](#)

Solute

A solute is the substance that is being dissolved in a solution.

Salt in salt water *Sugar in soda drinks*
Carbon dioxide in soda drinks

Solvent

A solvent is the thing that something is being dissolved into.

Water in salt water *Water in soda*

Solution

The solute + solvent combined is then called the “solution”

Salt water *Soda*

Solubility

The amount of solute that can be dissolved at a given temperature.

Saturation...

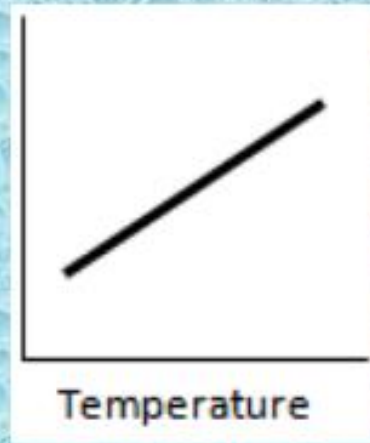
- **Saturated solution:** The maximum amount of solute dissolved
- **Unsaturated solution:** Less than the maximum amount of solute dissolved
- **Supersaturated solution:** More than the maximum amount of solute dissolved

Solubility

[Jump back to title slide](#)

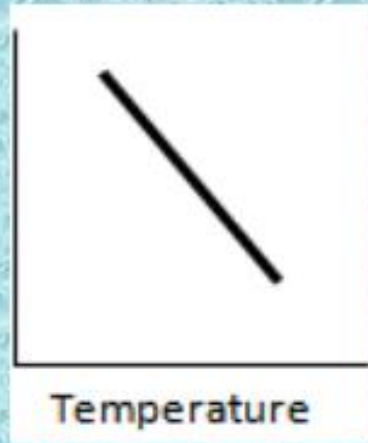
Solubility

Temperature and Pressure can affect solubility. Gases and solids are affected differently sometimes.



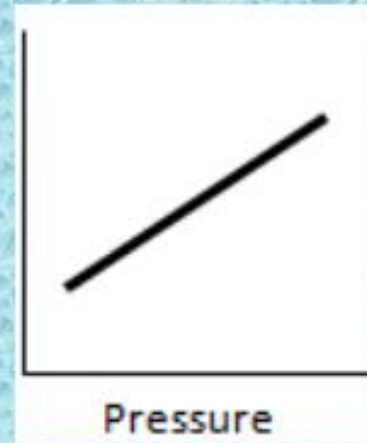
Temperature

Solids



Temperature

Gases



Pressure

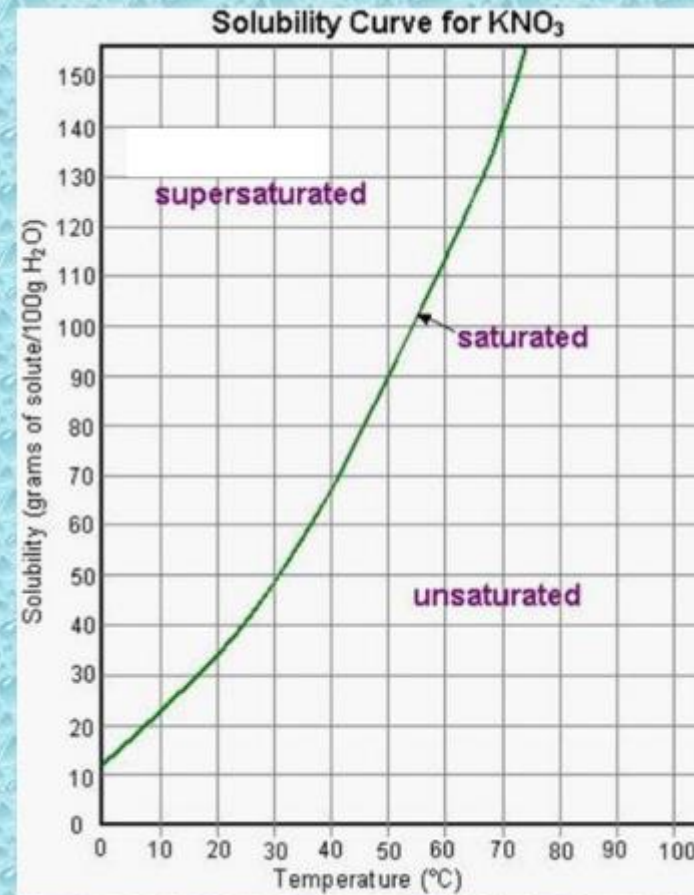
Gases

Solubility

[Jump back to title slide](#)

Solubility

Can identify saturation points using a solubility curve.



Solubility

[Jump back to title slide](#)

Solubility

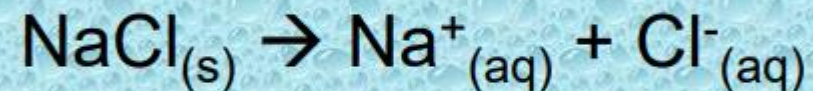
Solubility curve is going to be more accurate than our general chart

Solubility of Some Ionic Compounds in Water		
<u>Always Soluble</u>		
Alkali metals =	Li ⁺ , Na ⁺ , K ⁺ , Rb ⁺ , Cs ⁺	AAA CNP
Ammonium =	NH ₄ ⁺	
Acetate =	C ₂ H ₃ O ₂ ⁻	
Chlorate =	ClO ₃ ⁻	
Nitrate =	NO ₃ ⁻	
Perchlorate =	ClO ₄ ⁻	
<u>Generally Soluble</u>		
Cl ⁻ , Br ⁻ , I ⁻	Soluble <u>except</u> : Ag ⁺ , Pb ²⁺ , Hg ₂ ²⁺	AP-H
F ⁻	Soluble <u>except</u> : Ca ²⁺ , Ba ²⁺ , Sr ²⁺ , Pb ²⁺ , Mg ²⁺	CBS-PM
Sulfate = SO ₄ ²⁻	Soluble <u>except</u> : Ca ²⁺ , Ba ²⁺ , Sr ²⁺ , Pb ²⁺	CBS-P
<u>Generally Insoluble</u>		
O ²⁻ , OH ⁻	Insoluble <u>except</u> : Alkali metals and NH ₄ ⁺	AA
	<u>Somewhat</u> soluble: Ca ²⁺ , Ba ²⁺ , Sr ²⁺	CBS
CO ₃ ²⁻ , CO ₃ ²⁻ S ²⁻ , SO ₃ ²⁻ PO ₄ ³⁻ CrO ₄ ²⁻ , Cr ₂ O ₄ ²⁻	Insoluble <u>except</u> : Alkali metals and NH ₄ ⁺	AA

Not Soluble = forms precipitate **Soluble** = dissolves in water (aqueous)

Electrolytes:

- Ionic solutes that dissociate (come apart) into ions in a solution



They can conduct electricity because there are charged particles for the electrons to move between!

Non-Electrolytes:

- Covalent solutes that do not dissociate, but that can still potentially dissolve in a solvent



Solubility

[Jump back to title slide](#)

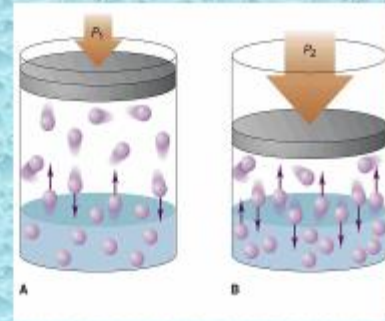
Increasing Dissolution (how fast something dissolves)

Solids

- Increase temperature for more collisions
- Stir it to expose more surface area
- Crush it up so more surface area

Gases

- Decrease temperature
- Increase pressure



Mass Percent or Percent Composition

Ratio of masses expressed as a %

$$\text{Mass percent} = \left(\frac{\text{mass of solute}}{\text{mass of solution}} \right) \times 100$$

Parts per Million - ppm

Ratio of masses but not expressed as a %, but rather out of one million – used when very low levels are significant like for pollution.

$$ppm = \left(\frac{\text{mass of solute}}{\text{mass of solution}} \right) \times 1,000,000$$

Grams/Liter

Ratio of mass of solute to volume of solution. Easy for when measuring a solid solute dissolved in a liquid. Used to test solubility. “Quick and dirty” unit.

$$\text{Grams per Liter} = \left(\frac{\text{mass of solute}}{\text{Volume of solution}} \right)$$

Mole Fraction

Ratio of moles of solute n_A , to moles of total solution (solute n_A + solvent n_B)

$$\text{Mole fraction of } A = \chi_A = \frac{n_A}{n_A + n_B}$$

Molarity – the best one! 😊

Ratio of moles of solute to liters of solution. Similar to grams/L but converting it to moles lets us perform chemistry calculations better. Always trying to get to moles anyway!

$$\text{Molarity} = M = \frac{\text{moles of solute}}{\text{Liter of solution}}$$

Making Dilutions

When you take one more concentrated solution and take a small amount of it and dilute it down by adding more solvent.

$$M_1V_1 = M_2V_2$$

Solutions Calcs.

[Jump back to
title slide](#)

Practice #1

How much of a 2.3 M solution do you have to use in order to make 750mL of a 0.6 M solution?

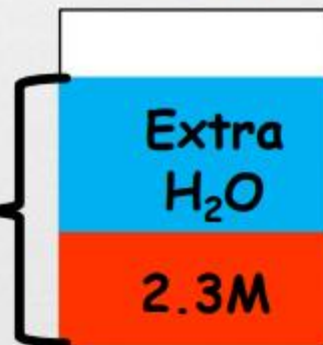
$$(2.3M)(V_1) = (0.6M)(750mL)$$

$V_1 = 195.65 \text{ mL}$ of the
2.3M solution is needed

**How much
water did
you add???**



750mL of 0.6 M
SOLUTION



$750 - 195.65 =$
554.35mL H₂O

195.65mL of
the STRONGER
STUFF

Unit #12

Kinetics

- Collision Theory
 - Rate affecting factors
 - Average rates
 - Rate expressions
 - Instantaneous rates
 - Rate laws
- Method of initial rates

Collision Theory

[Jump back to title slide](#)

Collision theory

Reactants must collide in order to react

Activation energy

Minimum amount of energy colliding particles need in order to react.

Fast Enough AND Correct Orientation

Factors of Reaction Rate

1. Temperature
2. Concentration/Pressure
3. Surface area
4. Catalysts

*(Typically)
Increase any of these, you get more
effective collisions...
so it goes faster!*

Rate Affecting Factors

[Jump back to
title slide](#)

Catalysts

What is it?

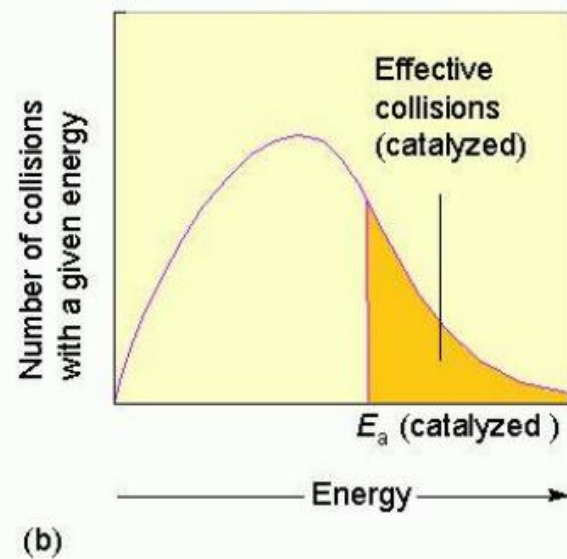
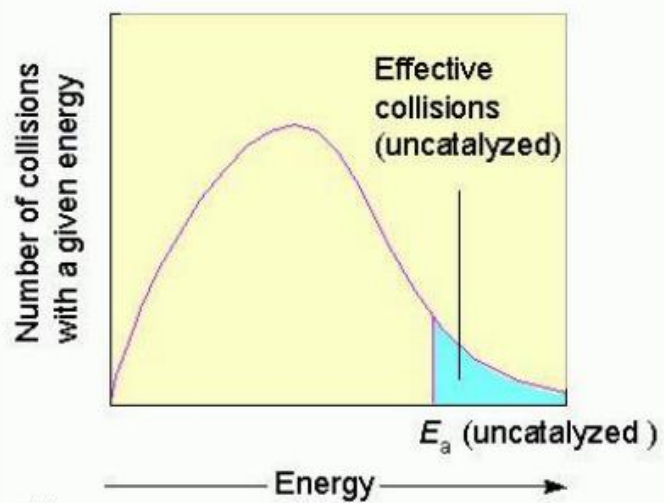
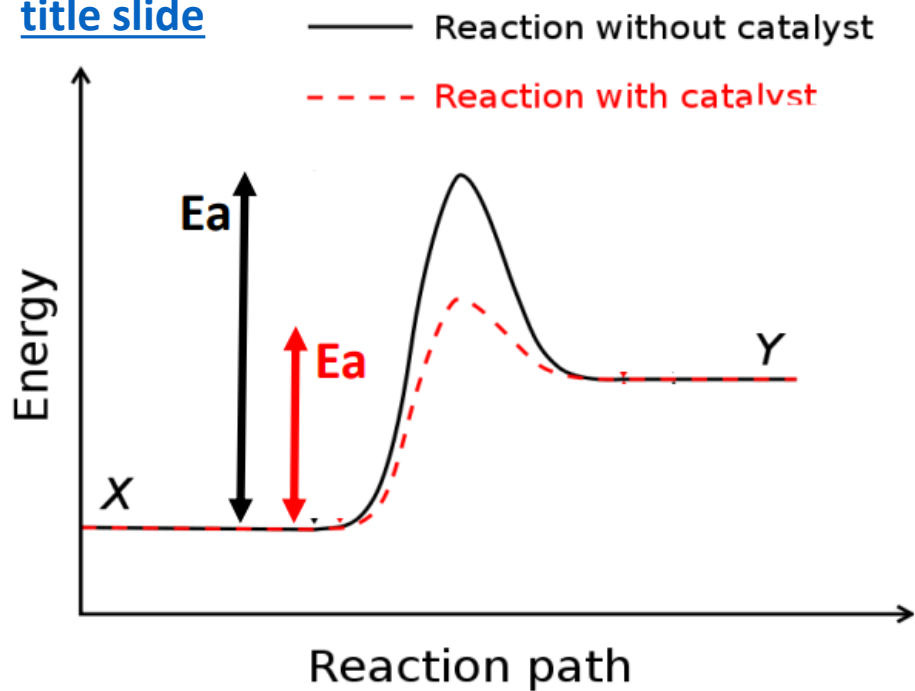
- A chemical that you add to rxn
- Does NOT get used up during reaction
- Helps orient molecules to reach transition state easier
 - So you do not need as much energy
 - **Lowers Activation Energy**
 - = faster reaction BECAUSE more molecules will have the needed energy to get over E_a



**You don't get "more" collisions –
you just get more collisions that will be EFFECTIVE!**

Rate Affecting Factors

[Jump back to title slide](#)

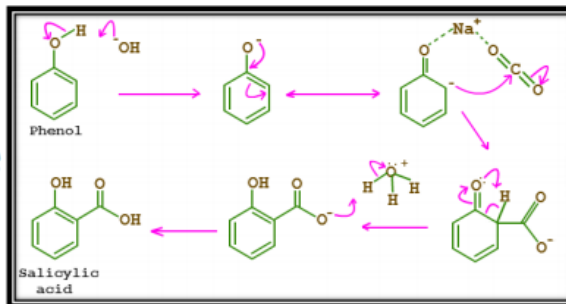


Rate Affecting Factors

[Jump back to title slide](#)

Reaction Mechanism

- A chemical equation does not tell us **HOW** reactants become products; just a summary of the overall process.

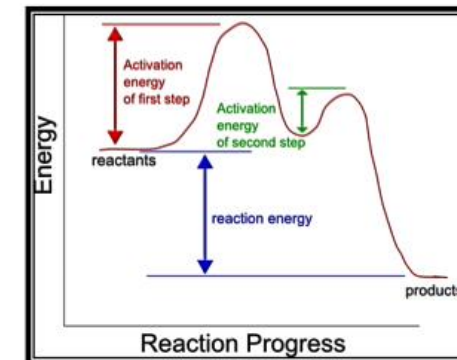


- The reaction mechanism is the series of steps by which a chemical reaction occurs.
- Some reactions take place in one step, two steps, three steps etc.

Rate Determining Step

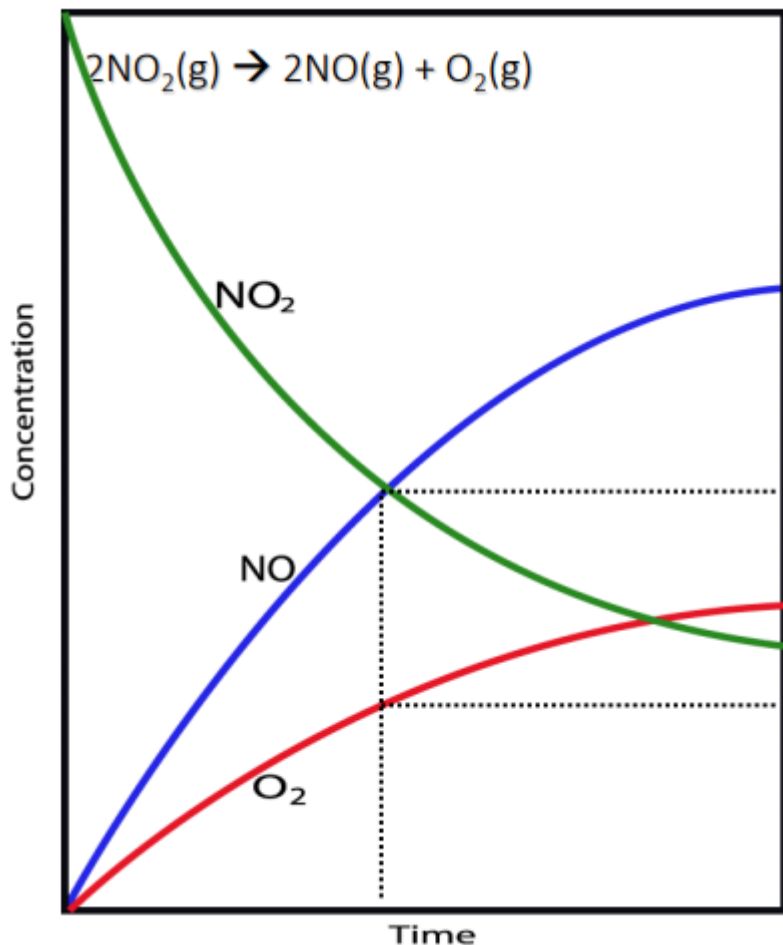
In a multi-step reaction, the **slowest step is the rate-determining step**. It determines the rate of reaction.

Can only go as fast as your slowest step!



Rate

[Jump back to title slide](#)



Reaction Rates

- 1) Can measure disappearance of reactants (NO₂)
- 2) Can measure appearance of products (NO and O₂)
- 3) Are proportional stoichiometrically

Have to take coefficients into account! We make twice as much NO as O₂ ever second

Average Rate

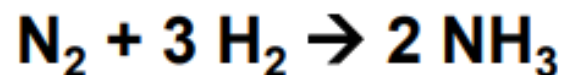
[Jump back to title slide](#)

Average Rate

- Rate is not always constant!
- Can start fast and slow down, or start slow and speed up
- Sometimes it is sufficient to just calculate the average rate over a given time period

$$\textit{Average Rate} = \frac{\Delta[X]}{\Delta t} = \frac{[X]_{final} - [X]_{initial}}{t_{final} - t_{initial}}$$

Reaction Rates and Stoichiometry



$$\text{Rate} = \frac{-\Delta[\text{N}_2]}{\Delta t} = \frac{-1 \Delta[\text{H}_2]}{3 \Delta t} = \frac{1 \Delta[\text{NH}_3]}{2 \Delta t}$$

Entire thing is the RATE EXPRESSION

REMEMBER!

Reactants are negative, Products are positive. Your double negatives will work themselves out so the REACTION rate comes out positive. Its all semantics in kinetics!

Rate Expression

[Jump back to title slide](#)

Practice Problem #1

$$\text{Rate} = \frac{-1 \Delta[\text{N}_2\text{O}]}{2 \Delta t} = \frac{1 \Delta[\text{N}_2]}{2 \Delta t} = \frac{\Delta[\text{O}_2]}{\Delta t}$$

- The disappearance of N_2O occurs at a rate of $-3.25 \times 10^6 \text{ Ms}^{-1}$.
What is the rate of N_2 and O_2 appearance.

THIS IS $\frac{\Delta[\text{N}_2\text{O}]}{\Delta t}$

$$\frac{-1 [-3.25 \times 10^6 \text{ Ms}^{-1}]}{2} = \frac{1 \Delta[\text{N}_2]}{2 \Delta t} \quad \text{Rate } \text{N}_2 = 3.25 \times 10^6 \text{ Ms}^{-1}$$

The "Reaction Rate" would be $\frac{1}{2}$ the rate of appearance of $\text{N}_2 = 1.63 \times 10^6$, or $-\frac{1}{2}$ the rate of N_2O disappearance = 1.63×10^6 also! See how that works out?

Instantaneous Rate

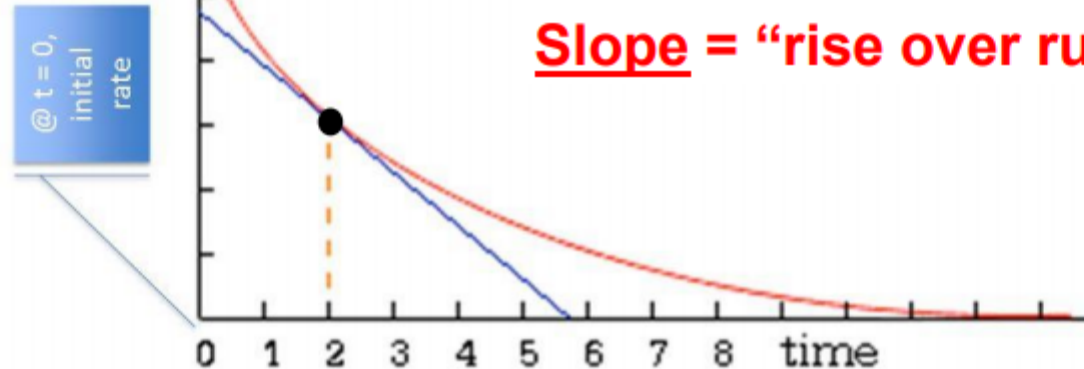
[Jump back to title slide](#)

Instantaneous rate = **slope** of **tangent line** to curve at a specific point

Don't be sloppy drawing your tangent line! Make your angles equal!

Tangent line:
a straight line that "just touches" the curve at that point

Remember!
Slope = "rise over run"




[Jump back to title slide](#)

The Rate Law

The **rate law** (really just an equation) expresses the mathematical relationship between the **rate** of a chemical reaction and the **concentration of reactants**




$$\text{Rate} = k [A]^x[B]^y$$




Notice **ONLY** reactants are used in the rate law!

Reaction Orders



BUT WHAT
DOES THAT
EVEN MEAN???



Exponents in the rate law tell us:

- The “**order**” with respect to the concentration of that reactant
- The mathematical **effect** an individual reactant’s concentration has on the overall rate – how much does a $\Delta[]$ affect the overall rate

How do we talk about it?

- The reaction is **x^{th} order with respect to A**
- The reaction is **y^{th} order with respect to B**
- The reaction is **$(x+y)^{\text{th}}$ order overall**

[Jump back to title slide](#)

[Jump back to title slide](#)

What is this “k” thing?



$$\text{Rate} = k [A]^x [B]^y$$

k is called the “rate constant”

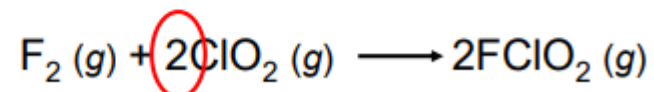
- A numerical value that relates reaction rate and concentration of reactants at a given temperature
- Different for different reactions!
- Large value of k means the reaction proceeds quickly

What would a small value for k indicate?

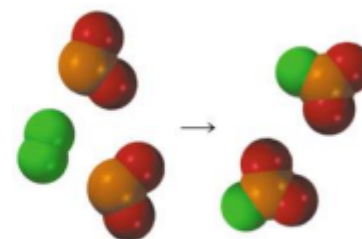
[Jump back to title slide](#)

Rate Laws

- Rate laws are **always** determined experimentally.
- Reaction order is **always** defined in terms of reactant (not product) concentrations.



$$\text{rate} = k [\text{F}_2][\text{ClO}_2]^1$$



Exponents are NOT the coefficients from the overall balanced reaction!

They are coming from the rate determining step of the reaction!

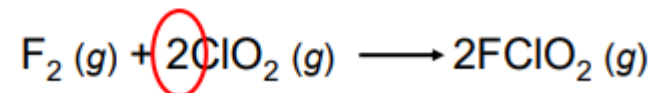
[Jump back to title slide](#)

Rate Laws

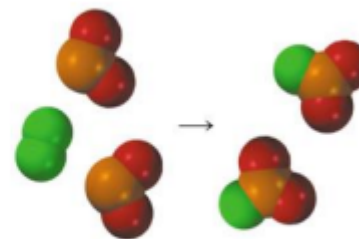
Coefficients from rate determining step are the exponents.

So...if only a SINGLE step reaction...the overall equation IS the rate determining step, then yes the coefficients are the exponents.

See how the coefficients don't match the exponents? That means that this must not have been a single step reaction!



$$\text{rate} = k [\text{F}_2][\text{ClO}_2]^1$$



Method of Initial Rates

[Jump back to title slide](#)

Practice Question #1

$$\text{rate} = k [\text{F}_2]^x [\text{ClO}_2]^y$$



Rate doubles so put a 2

$$2 = k [\text{F}_2]^x [\text{ClO}_2]^y$$



[F₂] doubles so put a 2

$$2 = k [2]^x [\text{ClO}_2]^y$$



[ClO₂] is constant so get rid of it,

$$2 = k [2]^x$$



k is constant so get rid of it



$$2 = [2]^x$$

Order with respect to [F₂] is 1!

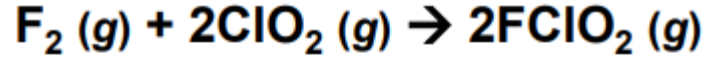


Table 13.2 Rate Data for the Reaction between F₂ and ClO₂

	[F ₂](M)	[ClO ₂](M)	Initial Rate (M/s)
1.	0.10	0.010	1.2 × 10 ⁻³
2.	0.10	0.040	4.8 × 10 ⁻³
3.	0.20	0.010	2.4 × 10 ⁻³

Method of Initial Rates

[Jump back to title slide](#)

Practice Question #4

Determine the rate law **AND** calculate the rate constant for the following reaction from the following data:



Experiment	$[\text{S}_2\text{O}_8^{2-}]$	$[\text{I}^-]$	Initial Rate (M/s)
1	0.08	0.034	2.2×10^{-4}
2	0.08	0.017	1.1×10^{-4}
3	0.16	0.017	2.2×10^{-4}

$$\text{rate} = k [\text{S}_2\text{O}_8^{2-}]^x [\text{I}^-]^y$$
$$x = 1 \quad y = 1$$



$$\text{rate} = k [\text{S}_2\text{O}_8^{2-}][\text{I}^-]$$

To solve for K, rearrange your rate law then plug in values!

Double $[\text{I}^-]$, rate doubles
(experiment 1 & 2)

$$k = \frac{\text{rate}}{[\text{S}_2\text{O}_8^{2-}][\text{I}^-]} = \frac{2.2 \times 10^{-4} \text{ M/s}}{(0.08 \text{ M})(0.034 \text{ M})}$$

Double $[\text{S}_2\text{O}_8^{2-}]$, rate doubles
(experiment 2 & 3)

$$= 0.08/\text{M}\cdot\text{s}$$

Careful with units for k!
They depend on order!

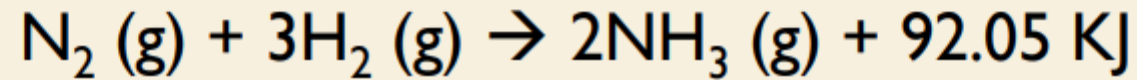
Unit #13

Equilibrium

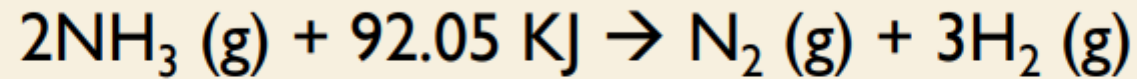
- Le Chatelier's principle
- Equilibrium constant
- Equilibrium quotient
- ICE Tables

WHAT IS A REVERSIBLE REACTION?

Some reactions can go forwards AND backwards



OR



Use a “double headed arrow” so you don’t have to write it both ways! \leftrightarrow

REACTIONS WILL REACH “EQUILIBRIUM”

EQUILIBRIUM = the point at which the forward reaction is happening at the same **RATE** as the reverse reaction

Are the CONCENTRATIONS of reactants and products the same?????

–NO!!!!!! (well *maybe*, but it doesn't have to be! If they are the same then it is a coincidence!)

“FINDING” EQUILIBRIUM POINT

EQUILIBRIUM POINT

We use ratios of [products] to [reactants]

You can have different ratios that all result in the rate forward being the same as the rate backwards!

There isn't just one equilibrium point!

If you are pushed away from the original equilibrium point, then find a NEW ratio of concentrations that is “at equilibrium!”

LE CHATELIER'S PRINCIPLE

If a stress is applied to a reaction at equilibrium the reaction changes to relieve that stress, it will find a new equilibrium point where the forward and backwards reactions are equal again. It will try to “undo” whatever you did!

- ***Took something away? Make more of it!***
- ***Added extra of something? Use some up!***

STRANGE FACTS...

- ONLY changes to aqueous and gas phases affect equilibrium
 - **Solids and liquids do NOT affect equilibrium!**
 - They do not have “concentrations” so they can’t factor in.
 - We will see this better when we get to the math portion of the chapter!
- Adding an Noble Gas, an INERT gas, does NOTHING because it doesn’t change the PARTIAL PRESSURES of the gases involved!
- Adding a catalyst does NOTHING! You will reach equilibrium faster but it won’t change the equilibrium point.

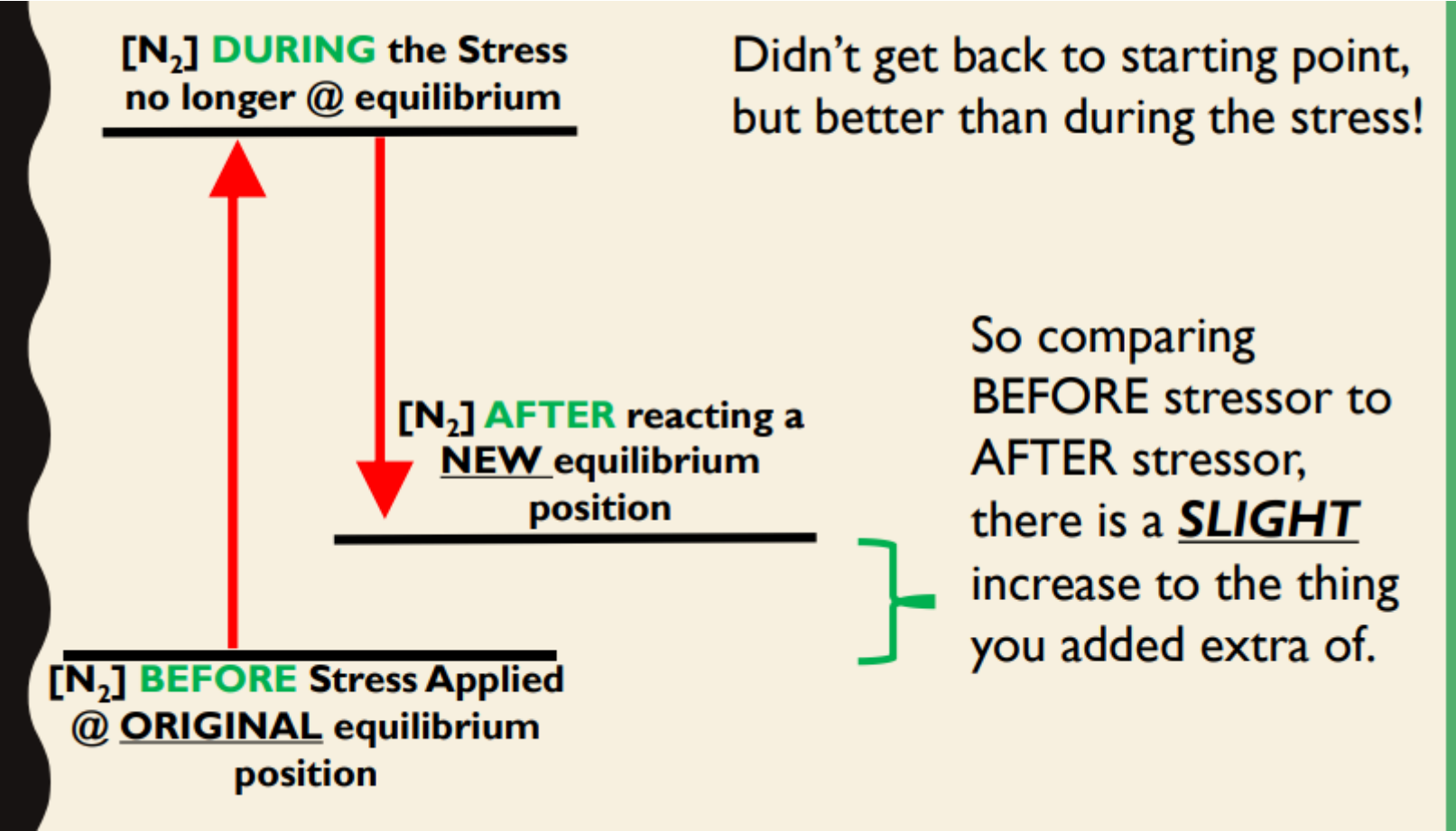
QUICK EXAMPLE



- Add more N_2
 - Shift to the right, use up the extra by making more products!
- Remove H_2
 - Shift to the left, replace what you took away by making more reactants!

Le Chatelier

[Jump back to title slide](#)



WHAT ABOUT CHANGING PRESSURE?

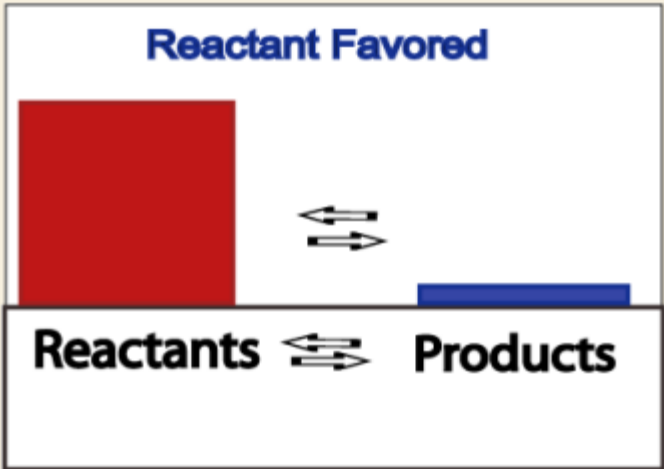
- Increasing pressure causes molecules to be too crowded, too close together
- If you can reduce the number of moles of gas particles it will make things less crowded and relieve some of the pressure
 - **Move to the side with fewer moles of gas!**
- Reducing pressure?
 - **Move to the side with more moles to get the pressure back up!**

Equilibrium
Constant

[Jump back to
title slide](#)

PRODUCT OR REACTANT FAVORED?

Once equilibrium is reached, you may have more products present, or you may have more reactants present.



PRODUCT FAVORED OR REACTANT FAVORED?

K_{eq} is a value (with no units) that allows us to determine if more products or reactants are being made. It is a ratio of products to reactants.

SIMPLIFIED VERSION FIRST: $K_{eq} = \frac{[Products]}{[Reactants]}$

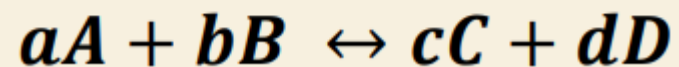
- **$K > 1$ then more products!**
- **$K < 1$ then more reactants!**

Equilibrium Constant

[Jump back to
Jump back to
title slide](#)
[title slide](#)

CALCULATING K_{eq}

- The “Law of Mass Action” will allow us to calculate K_{eq} – **Ratio of Products over Reactants**



$$K_{eq} = \frac{[C]^c [D]^d}{[A]^a [B]^b}$$

Still simplified, there is an additional part that we won't use that helps “fix” the units so K_{eq} can have no units. Don't worry about it!

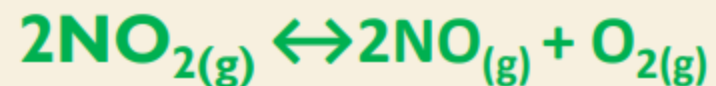
* **Remember** how solids and liquids don't factor into equilibrium? They don't have true concentrations so there is nowhere to plug them into this equation is there!

Equilibrium Constant

[Jump back to
title slide](#)

PRACTICE PROBLEM:

- Write the equilibrium expression for the reaction:



$$K_{eq} = \frac{[\text{NO}]^2 [\text{O}_2]^1}{[\text{NO}_2]^2}$$

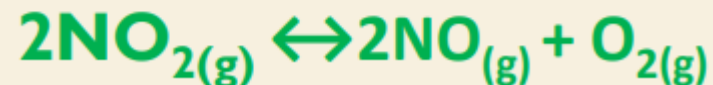
$$K_{eq} = \frac{[\text{C}]^c [\text{D}]^d}{[\text{A}]^a [\text{B}]^b}$$

Equilibrium Constant

[Jump back to title slide](#)

ASSUME FORWARD REACTION...BUT WHAT IF ASKED FOR BACKWARDS RXN?

- Just flip it! Write K as K' for backwards reaction.



$$K'_{eq} = \frac{[\text{NO}_2]^2}{[\text{NO}]^2[\text{O}_2]^1}$$

$$K'_{eq} = \frac{1}{K_{eq}}$$

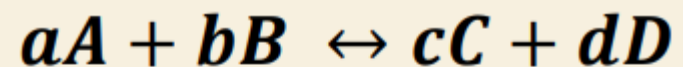
*Don't even bother writing the equation flipped!
Just flip your Law of Mass Action!*

Equilibrium Constant

[Jump back to
title slide](#)

WHAT IF I HAVE PRESSURES NOT []?

- Just use partial pressures the same way you use concentrations!



$$K_{eq} = \frac{(PC)^c (PD)^d}{(PA)^a (PB)^b}$$

Equilibrium Constant

[Jump back to
title slide](#)

REMEMBER...

These things **DON'T** CHANGE K_{eq}

- Changing Concentrations
- Changing Pressures
- Adding Solids or Liquids
- Adding Catalysts

These things **DO** CHANGE K_{eq}

- Temperature

Equilibrium Constant

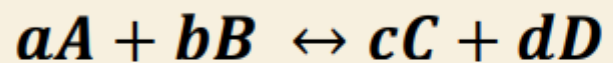
[Jump back to title slide](#)

CAN IT CHANGE ANYTHING?

Factor	Rate of Reaction	Rate Constant k	Equilibrium Point	Equilibrium Constant Keq
$\Delta []$	✓	✗	✓	✗
Δ Pressure	✓	✗	✓	✗
Δ Surface Area	✓	✗	✗	✗
Δ Amount of s/l	✗	✗	✗	✗
Inert Gas	✗	✗	✗	✗
Catalyst	✓	✓	✗	✗
Temperature	✓	✓	✓	✓

HOW CAN YOU TELL IF IT IS AT EQUILIBRIUM OR NOT?

- Calculate the values you have, and compare them to the K_{eq} value
 - Reaction Quotient is what it is called if it isn't at equilibrium



$$Q = \frac{[C]^c [D]^d}{[A]^a [B]^b}$$

Equilibrium Quotient

[Jump back to
title slide](#)

SO WHAT DOES Q TELL YOU?

- $K = Q$ then you are at equilibrium!
- $K < Q$ you have too many products!
 - SHIFT LEFT until you make enough reactants to get back to equilibrium
- $K > Q$ you have too many reactants!
 - SHIFT RIGHT until you make enough product to get back to equilibrium

DETERMINING CONCENTRATIONS AT EQUILIBRIUM

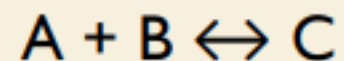
What if you wanted to determine the concentrations of your reactants and products at equilibrium, but only know the initial concentrations?

**USE AN
ICE TABLE!**

[Jump back to title slide](#)

WHAT IS AN ICE TABLE?

- A strategy for organizing information about a reaction in order to solve for []'s at equilibrium



- **ICE stands for:**

- Initial
- Change
- Equilibrium

Rxn	A	+	B	↔	C
I					
C					
E					
5%					
Answer					

[Jump back to title slide](#)

5% RULE

What is it?

- A way for us to simplify the math involved when solving ICE table problems.

When can I use it?

- When X is small enough to be considered negligible
- The change ends up being so small that it isn't even considered valid when you take significant figures into account so you might as well ignore it!

5% RULE

What counts as “negligible?”

- Required: $K < 1$
- When x ends up being 5% or less of the initial concentrations
 - *Can't know that until the end when you solve for x ! Ugh!*
 - *Good guesstimate... if K is at least 1000x smaller than initial concentrations, you have a good chance of the 5% rule working*
- You **MUST** check at the end to show that $\frac{x}{[initial]} \times 100 \leq 5\%$

ICE Tables

[Jump back to title slide](#)

5% RULE EXAMPLE

Set up your ICE table as normal through the equilibrium row. $2 \text{NO}_{2(g)} \rightarrow \text{N}_2\text{O}_{4(g)}$

Rxn	2NO_2	\leftrightarrow	N_2O_4
I	3		0
C	- 2x		+ x
E	$3 - 2x$		x
5%			
Answer			

Careful to use the coefficients!
It's stoich right?!

[Jump back to title slide](#)

5% RULE EXAMPLE

Now check to see that K is at least 1000x smaller than initial []'s ($K_{eq} = 9.3 \times 10^{-7}$ vs. 3)

Rxn	2 NO ₂	↔	N ₂ O ₄
I	3		0
C	- 2x		+ x
E	3 - 2x		x
5%	3		x
Answer			

Yes it is!

Probably can use the 5% rule!

Ignore any subtraction or addition of x values.

← Leave any x values that are by themselves alone!

5% RULE EXAMPLE

Now plug your 5% equilibrium values into the Equilibrium Expression and solve for x! Math is easier! Woohoo!

Rxn	2 NO ₂	↔	N ₂ O ₄
I	3		0
C	- 2x		+ x
E	3 - 2x		x
5%	3		x
Answer	3 M		8.37 x 10 ⁻⁶ M

$$K_{\text{eq}} = \frac{[\text{N}_2\text{O}_4]}{[\text{NO}_2]^2}$$

$$9.3 \times 10^{-7} = \frac{x}{3^2}$$

$$x = 8.37 \times 10^{-6}$$

Plug your x value into your 5% row to find your final answers!

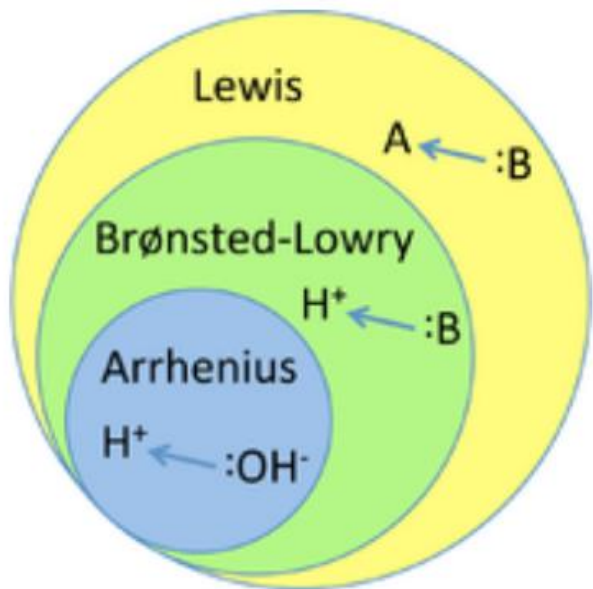
Unit #14

Acids and Bases

- Acid Base concepts
- pH calculations
- Strong acids and bases
- Self ionization of water
- Weak acids and bases
- Salts
- Titrations

Concepts

[Jump back to title slide](#)



Arrhenius

- » Acids make H^+ ions in aqueous solutions
- » Bases make OH^- ions in solution

THREE DIFFERENT DEFINITIONS OF ACIDS/BASES

Bronsted-Lowry

- » Acids donate protons
- » Bases accept protons

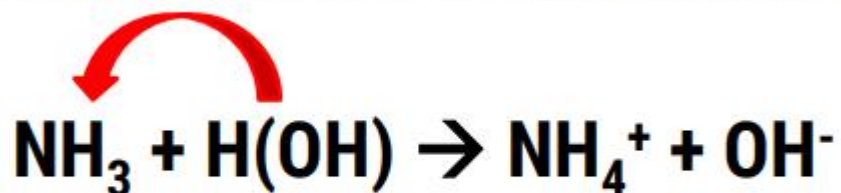
Lewis

- » Acids accept electron pairs
- » Bases donate electron pairs

Concepts

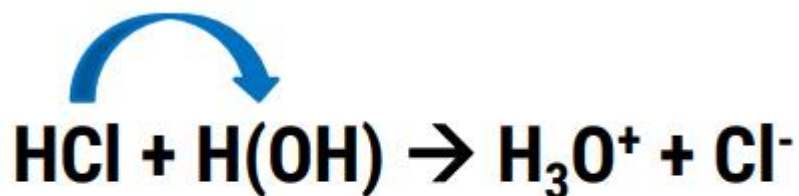
[Jump back to title slide](#)

Water can act as an acid or a base!



Water is donating a proton...


ACID!



Water is accepting a proton...

BASE!

WEIRD FACT!



Amphoteric!

Greek amphoteros =
“each of two”

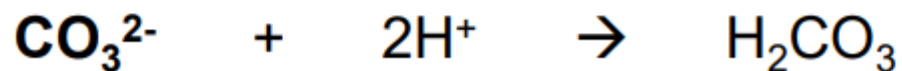
Concepts

[Jump back to title slide](#)

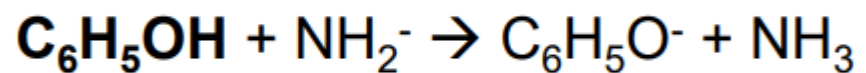
Which type of acid/base???

HBr
Arrhenius Acid

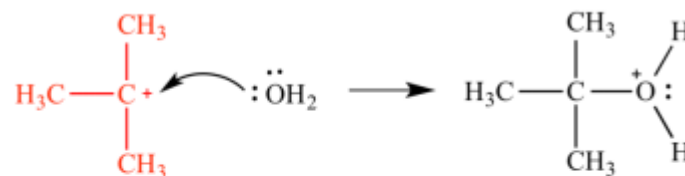
LiOH
Arrhenius Base



Bronsted-
Lowry Base



Bronsted-
Lowry Acid

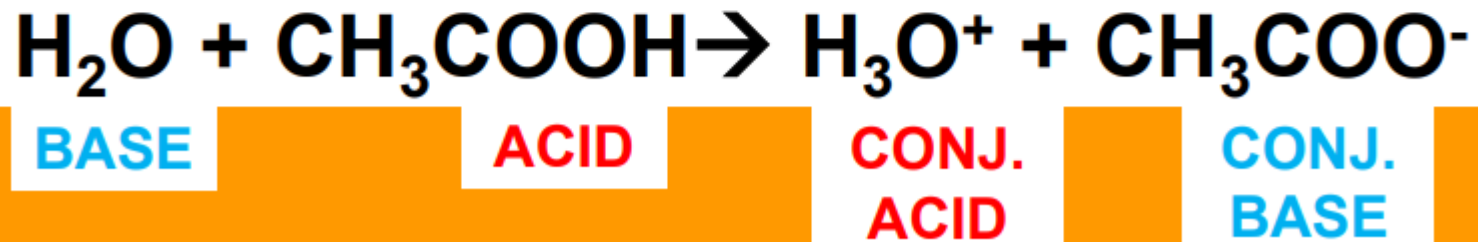
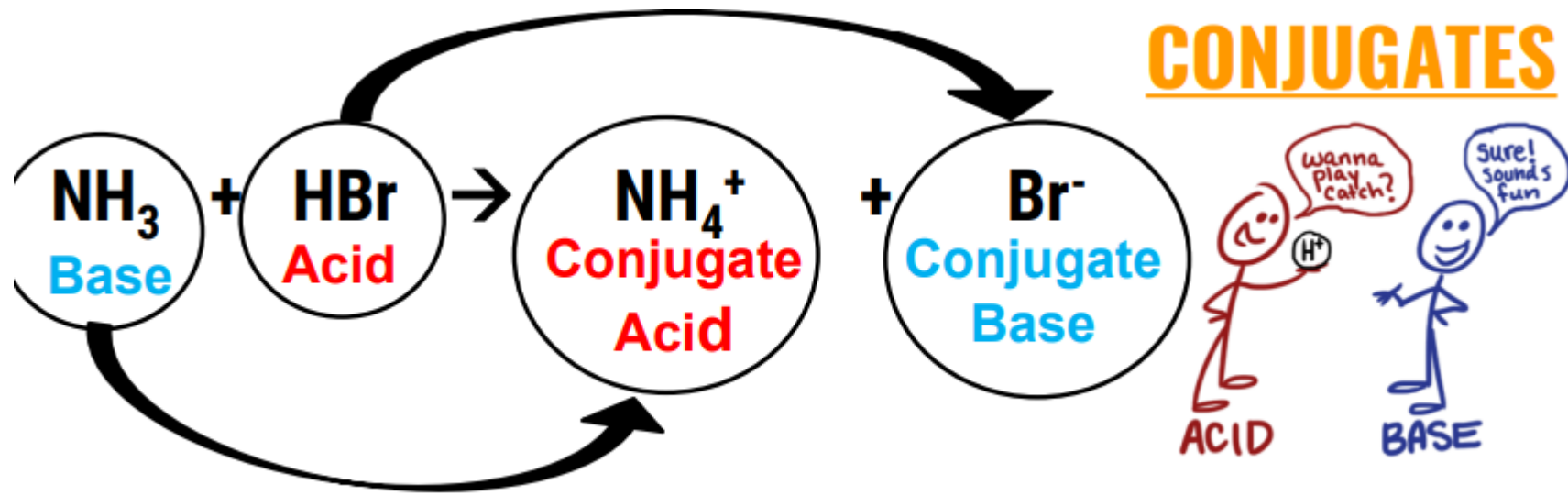


Lewis
Acid

Lewis
Base

Concepts

[Jump back to title slide](#)



Various pH Calculations

$$\text{pH} = -\log [\text{H}^+]$$

$$\text{pOH} = -\log [\text{OH}^-]$$

$$[\text{H}^+] = 10^{-\text{pH}}$$

$$[\text{OH}^-] = 10^{-\text{pOH}}$$

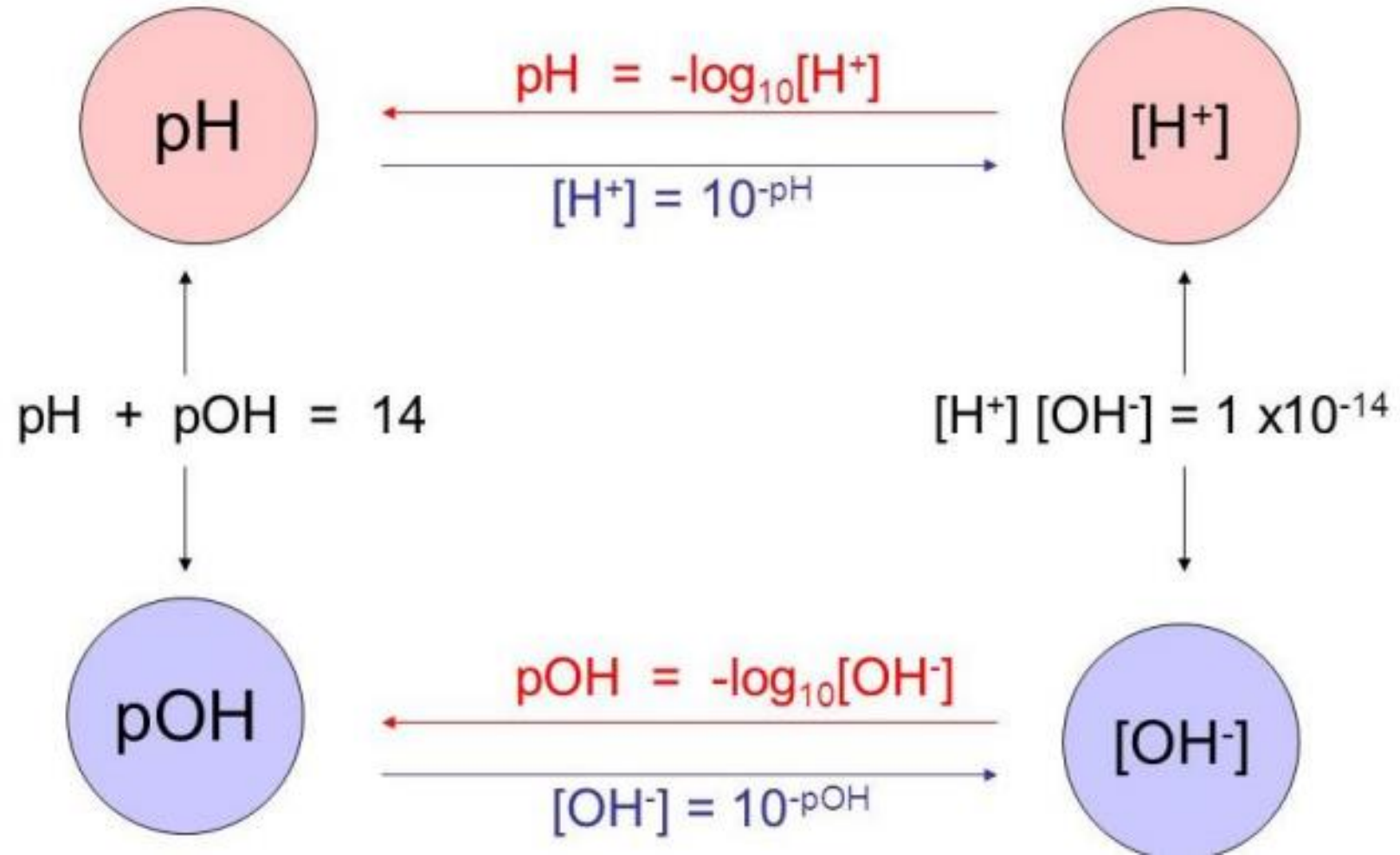
$$\text{pH} + \text{pOH} = 14$$

$$[\text{H}^+][\text{OH}^-] = 1 \times 10^{-14}$$

With these calculations you can plug in, rearrange, substitute and find everything no matter what you are given in the problem!

pH Calcs.

[Jump back to title slide](#)



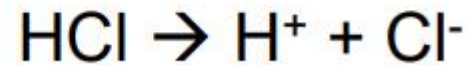
Strong Acids and Bases

[Jump back to title slide](#)



STRONG?

They dissociate completely



HCl is a strong acid so LOTS of ions in solution!

Strong Acids and Bases are the easy ones...assuming the dissociate completely makes our math easier 😊

Strong Acids and Bases



MEMORIZE!


The Seven Strong Acids

- 1) HCl – Hydrochloric Acid
- 2) HBr – Hydrobromic Acid
- 3) HI – Hydriodic Acid

- 4) H₂SO₄ – Sulfuric Acid
- 5) HNO₃ – Nitric Acid
- 6) HClO₄ – Perchloric Acid
- 7) HClO₃ – Chloric Acid

Binary Acids

Oxyacids



MEMORIZE!
The Eight Strong Bases

They are all hydroxides!

- 1) LiOH – Lithium Hydroxide
- 2) NaOH – Sodium Hydroxide
- 3) KOH – Potassium Hydroxide
- 4) RbOH – Rubidium Hydroxide
- 5) CsOH – Cesium Hydroxide

Alkali Metals

- 6) Ca(OH)₂ – Calcium Hydroxide
- 7) Sr(OH)₂ – Strontium Hydroxide
- 8) Ba(OH)₂ – Barium Hydroxide

Alkaline
Metals



Strong Acids and Bases

[Jump back to
title slide](#)

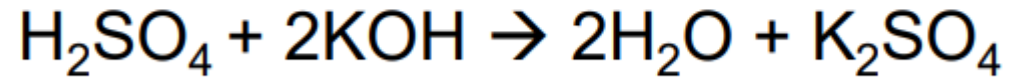
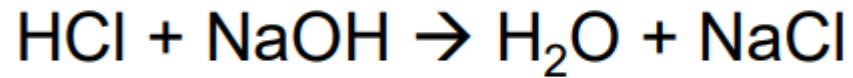


**It is
always
the
same!**

Neutralization Reactions

**What happens when you mix
a strong acid and strong base?**

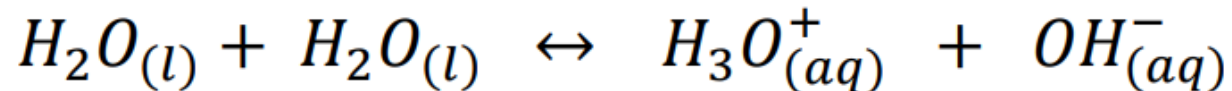
Acid + Base \rightarrow Water + Ionic Salt



Self Ionization of Water

Self Ionization of Water

What is the equilibrium expression for water?



$$K_w = [H_3O^+][OH^-]$$

Remember!

Pure liquids aren't included in equilibrium expressions!

$[H_3O^+]$ and $[OH^-]$ are both equal to $1.0 \times 10^{-7} M$ at $25^\circ C$.

NOTICE ANYTHING???

$$K_w = [H_3O^+][OH^-]$$

$$1.0 \times 10^{-14} = [1.0 \times 10^{-7}] \times [1.0 \times 10^{-7}]$$

[Jump back to title slide](#)

Self Ionization of Water

[Jump back to
title slide](#)



Self Ionization of Water

$$K_w = [\text{H}_3\text{O}^+] [\text{OH}^-]$$

$$1.0 \times 10^{-14} = [1.0 \times 10^{-7}] \times [1.0 \times 10^{-7}]$$

The concentration of $[\text{H}_3\text{O}^+]$ and $[\text{OH}^-]$ are equal...

So it is neutral!

Also - The pH and the pOH of any aqueous solution are related through the K_w . That's why if you know one you can find the other! And why they add to 14...look at the exponents!



Weak Acids and Bases

What do chemists mean by WEAK?

The do not completely ionize in water.
Only a LITTLE BIT will be dissociated.



Connection back to...Equilibrium!

Dissociation is a reversible reaction right?

So...

We can use equilibrium constants, expressions,
ice tables to determine []'s which let us find...

pH values!

Remember that K_{eq} is just generic.


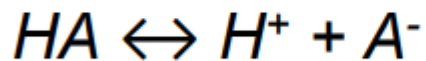
K_a and K_b

Could be K_c , K_p , K_{sp} if you are trying to be specific. So for acid bases use:

- K_a (for acids)
- K_b (for bases)

Still $\frac{\text{Products}}{\text{Reactants}}$ which will be

$$\frac{[\text{Dissociated Ions}]}{[\text{Undissociated Molecule}]}$$



Size of Ka for Weak Acids

$$K_a = \frac{[H_3O^+][OAc^-]}{[HOAc]} = 1.8 \times 10^{-5}$$

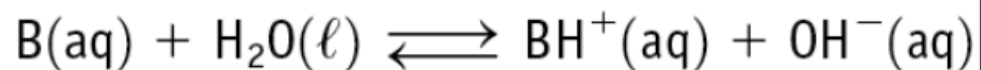
Why is the Ka so small for acetic acid???

- Small Ka means equilibrium lies to the LEFT
- Reactant Favored – not much dissociated
- It is a WEAK acid!
- Weak acids have $K_a < 1$
 - Leads to low $[H^+] \rightarrow pH$ from 2 - 6.9

[Jump back to
title slide](#)

Size of Kb for Weak Bases

$$K_b = \frac{[BH^+][OH^-]}{[B]}$$



Weak Bases have small Kb values

- Small Kb means equilibrium lies to the LEFT
- Reactant Favored – not much dissociated
- It is a WEAK base!
- Weak bases have $K_b < 1$
 - Leads to low $[OH^-] \rightarrow pH$ from 12 – 7.1

Weak Acids and Bases

You have 1.00 M HOAc. Calc. the equilibrium concentrations of HOAc, H_3O^+ , OAc^- , and the pH if $K_a = 1.8 \times 10^{-5}$. $HOAc + H_2O \leftrightarrow H_3O^+ + OAc^-$

[Jump back to title slide](#)

Reaction	[HOAc]	[H_3O^+]	[OAc^-]
I	1.00	0.00	0.00
C	-x	+x	+x
E	1.00-x	x	x
5%	1.00	x	x
Answer	1.00	4.2×10^{-3}	4.2×10^{-3}

Now Solve for pH – Don't forget!!!

$$\begin{aligned} \text{pH} &= -\log [H_3O^+] \\ \text{pH} &= -\log (4.2 \times 10^{-3}) \\ \text{pH} &= 2.37 \end{aligned}$$

$$K_a = \frac{[H_3O^+][OAc^-]}{[HOAc]} \quad 1.8 \times 10^{-5} = \frac{x^2}{1.00}$$

$$x = 4.2 \times 10^{-3}$$

HOW DO SALTS BEHAVE WHEN YOU PUT THEM IN WATER?

They dissociate – the ions separate



HOW DO THE IONS BEHAVE ONCE THEY HAVE DISSOCIATED?

The ions can sometimes “hydrolyze”
Meaning they can react with the water.



The ion has to be “strong” enough for this to
happen *(we will explain which ions are strong in a minute!)*

WHAT IS THE RESULT OF THIS (POTENTIAL) HYDROLYSIS?

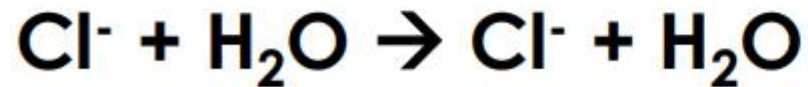
Once the ion hydrolyzes with the water it can make the salt solution acidic, basic, or neutral



solution is ACIDIC



solution is BASIC



Cl⁻ is not strong enough to hydrolyze so solution is NEUTRAL

Salts

[Jump back to title slide](#)

HOW DO YOU KNOW IF IT IS "STRONG" ENOUGH TO HYDROLYZE?

Have to think about the properties of the acids/bases that the ion came from

	Turns into a...	Hydrolyzes?
Strong Acid	Weak conjugate base	No
Weak Acid	Strong conjugate base	Yes
Strong Base	Weak conjugate acid	No
Weak Base	Strong conjugate acid	Yes

Salts

	Turns into a...	Hydrolyzes?	Ion makes sol'n
Strong Acid	Weak conjugate base	No	Neutral
Weak Acid	Strong conjugate base	Yes	Basic
Strong Base	Weak conjugate acid	No	Neutral
Weak Base	Strong conjugate acid	Yes	Acidic

[Jump back to title slide](#)

	Makes the solution...
Acidic + Neutral	Acidic
Basic + Neutral	Basic
Neutral + Neutral	Neutral
Acidic + Basic	Compare K_a and K_b to determine which "wins"

$K_{a(\text{ion})} > K_{b(\text{ion})}$	Acidic
$K_{a(\text{ion})} < K_{b(\text{ion})}$	Basic
$K_{a(\text{ion})} = K_{b(\text{ion})}$	Neutral

Salts

[Jump back to title slide](#)

FINDING $K_{A(ION)}$ AND $K_{B(ION)}$

$$K_w = K_a \times K_b$$

If you want K_a of an ion \rightarrow need K_b of the base it came from

If you want K_b of an ion \rightarrow need K_a of the acid it came from

Practice Problem: What is the K_a of NH_4^+ ?

Use K_b of NH_3 (1.8×10^{-5})

plug in and solve for $K_{a(ion)}$

$$(1 \times 10^{-14}) = K_{a(ion)} \times (1.8 \times 10^{-5})$$

$$K_{a(ion)} NH_4^+ = 5.56 \times 10^{-10}$$

Salts

Is K_2CO_3 an acidic, basic, or neutral salt?



$K^+ \rightarrow KOH$ Strong Base \rightarrow so K^+ is Weak acid \rightarrow No Hydrolysis
 \rightarrow **Neutral effect**

$CO_3^{2-} \rightarrow H_2CO_3$ Weak Acid \rightarrow so CO_3^{2-} is Strong Base \rightarrow Hydrolysis
 \rightarrow **Basic effect**

	Turns into a...	Hydrolyzes?	Ion makes sol'n
Strong Acid	Weak conjugate base	No	Neutral
Weak Acid	Strong conjugate base	Yes	Basic
Strong Base	Weak conjugate acid	No	Neutral
Weak Base	Strong conjugate acid	Yes	Acidic

	Makes the solution...
Acidic + Neutral	Acidic
Basic + Neutral	Basic
Neutral + Neutral	Neutral
Acidic + Basic	Compare K_a and K_b to determine which "wins"

So K_2CO_3
is a **BASIC**
SALT!



[Jump back to title slide](#)

Salts

[Jump back to title slide](#)

Is NH_4CN an acidic, basic, or neutral salt?

$\text{NH}_4^+ \rightarrow \text{NH}_3$ Weak Base \rightarrow so NH_4^+ is Strong acid \rightarrow Hydrolysis \rightarrow **Acidic effect**

$\text{CN}^- \rightarrow \text{HCN}$ Weak Acid \rightarrow so CN^- is Strong Base \rightarrow Hydrolysis \rightarrow **Basic effect**

$$K_b \text{ NH}_3 = 1.8 \times 10^{-5} \longrightarrow K_a \text{ NH}_4^+ = (1.0 \times 10^{-14}) / (1.8 \times 10^{-5})$$

$$K_a \text{ HCN} = 4.9 \times 10^{-10} \longrightarrow K_b \text{ CN}^- = (1.0 \times 10^{-14}) / (4.9 \times 10^{-10})$$

$$K_a_{(\text{NH}_4^+)} = 5.56 \times 10^{-10}$$

$$K_b_{(\text{CN}^-)} = 2.04 \times 10^{-5}$$

$$K_a_{(\text{NH}_4^+)} < K_b_{(\text{CN}^-)}$$

NH_4CN is a **Basic Salt!**

WHAT IF YOU WANT THE ACTUAL pH VALUE?

1. Do all the steps needed to determine which ion is the “strong” one – which one is being hydrolyzed?
2. Write the hydrolysis reaction for that ion (or ions)
3. ICE Table time! Yes! More ICE tables! They just wont go away! 😊 Use your hydrolysis rxn for ICE Table
4. Find $[H_3O^+]$ or $[OH^-]$ from ICE Tables
5. Continue on with normal pH type calculations

What is titration?

A way to determine the concentration of an unknown substance.

- Uses the fact that acids and bases react with each other in “neutralization reactions”
- At the point where the neutralization reaction is finished
moles Acid = # moles Base

Titration

[Jump back to title slide](#)

Key Terms

Titrand

The unknown solution you are interested in

Titrant

The solution with the known concentration

Equivalence Point

The point at which all the titrand has reacted with the titrant.

Moles Acid = # Moles Base

End Point

The point at which your titration seems finished during the lab
– a color change happens for example

How do you know you reached the end point?

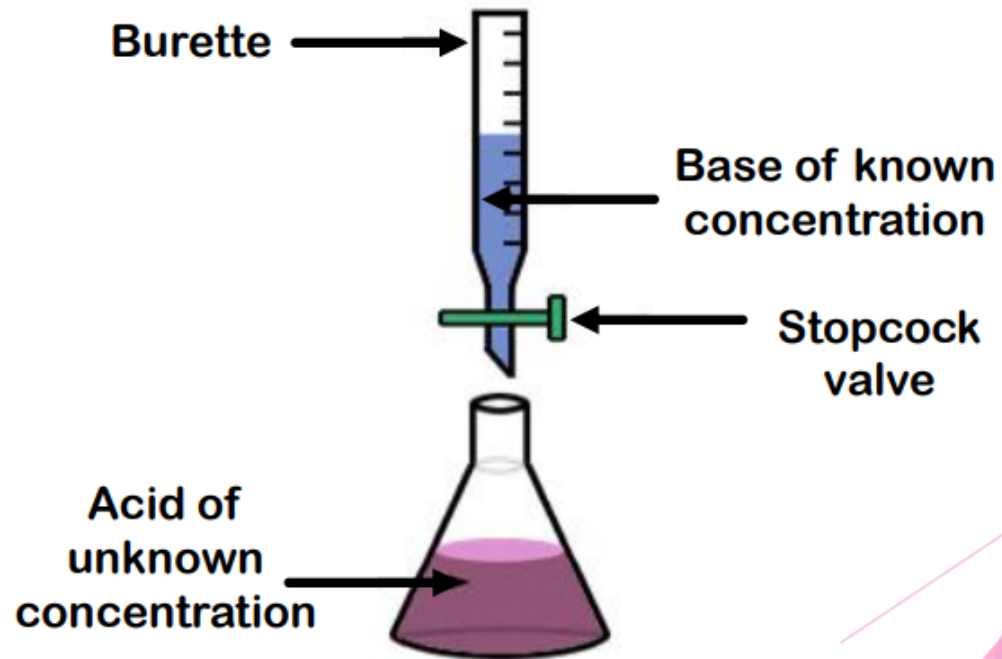
Use an INDICATOR

Turns colors based on pH – can show you visually when you have reached the end point.

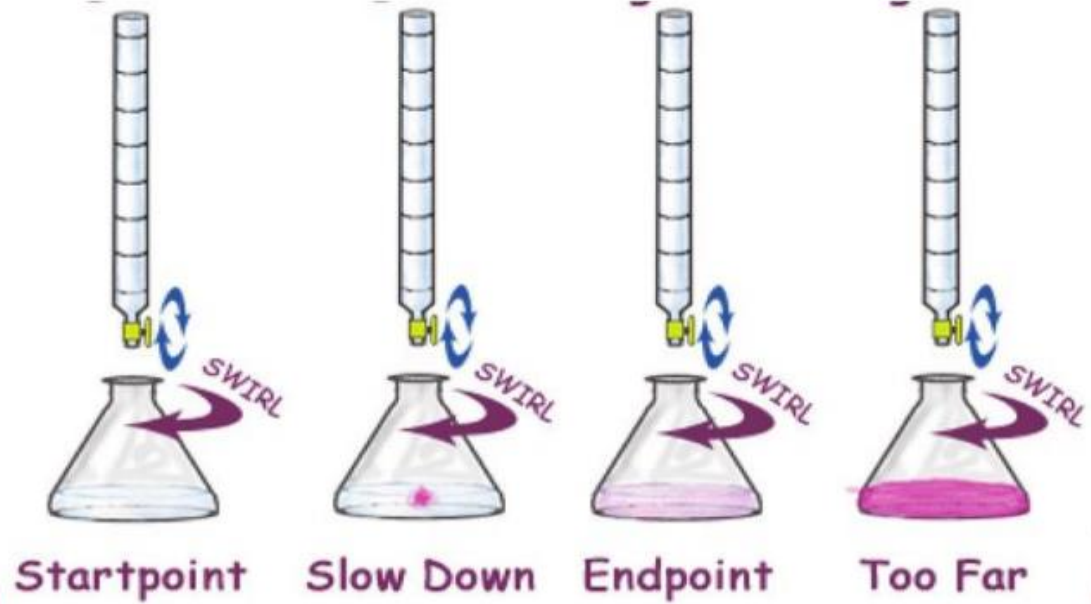
Titrations

[Jump back to title slide](#)

Lab Set Up



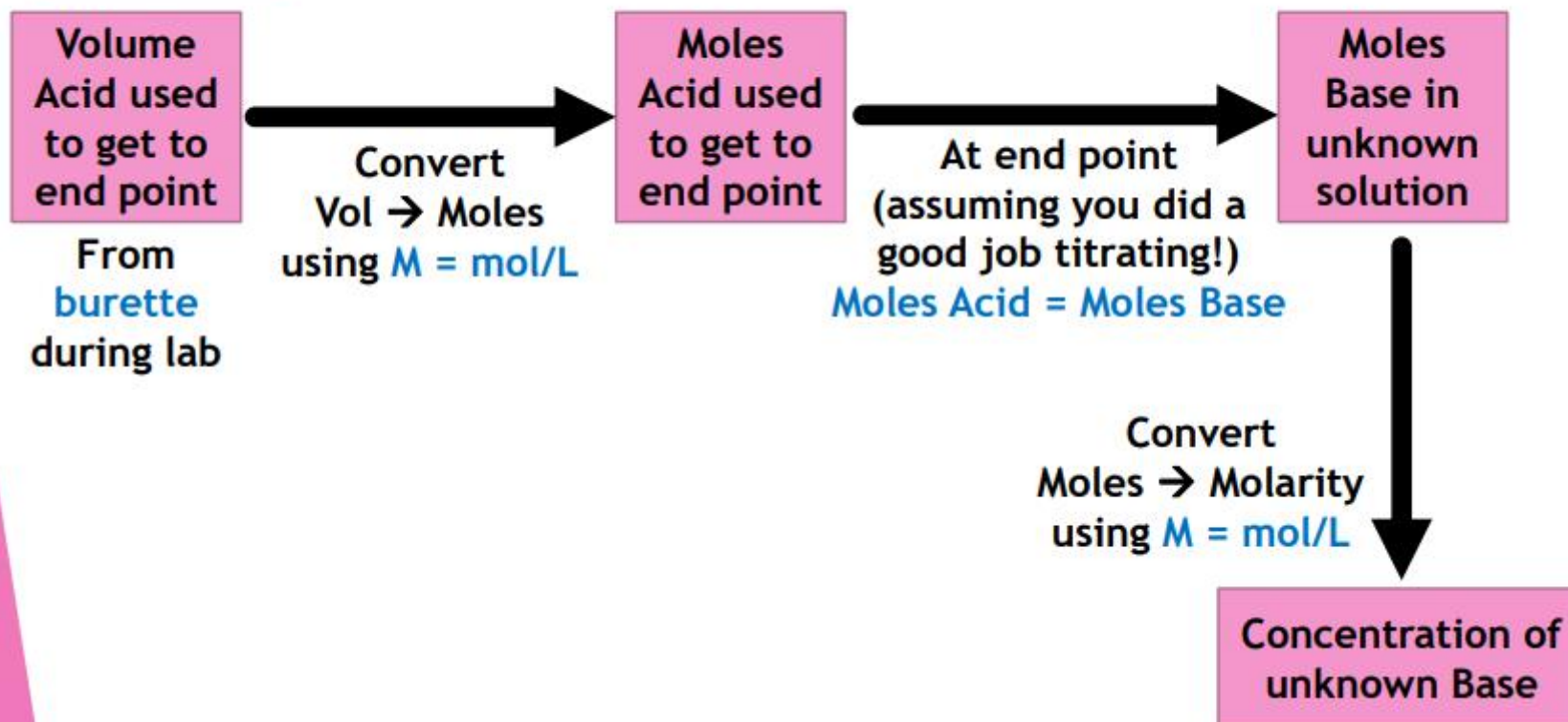
Careful! Don't go too fast!



Titration

[Jump back to title slide](#)

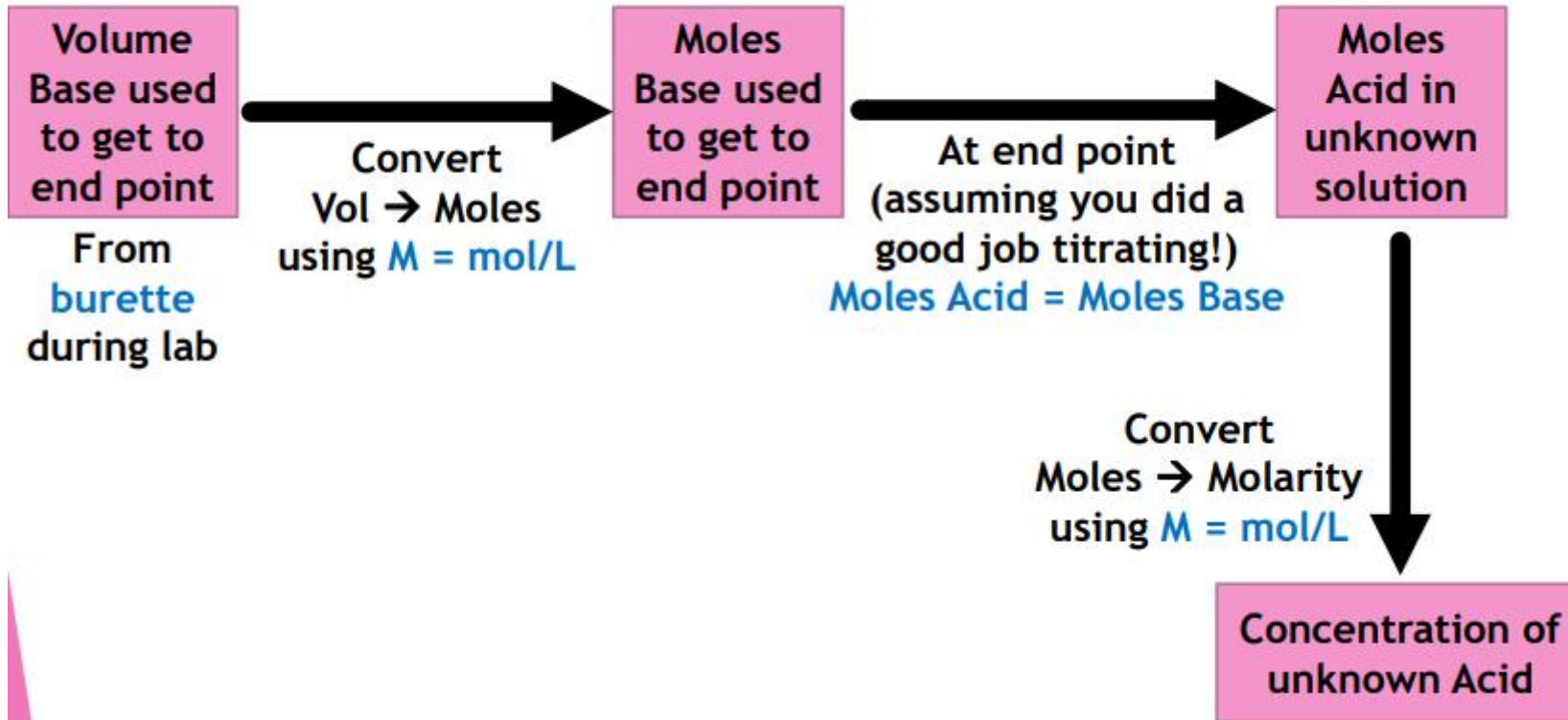
So... Known [acid] & unknown [base]



Titration

[Jump back to title slide](#)

So... Known [base] & unknown [acid]



[Jump back to title slide](#)

Calculate how many moles of NaOH you used

Molarity = Moles / Liters

From burette
in the lab

Moles used = Volume used x Molarity NaOH

Moles = L x $\frac{\text{mol}}{\text{L}}$

Known []
given to you

$$\text{Moles NaOH} = \frac{x \text{ mL}}{1000 \text{ mL}} \times \frac{1 \text{ L}}{1 \text{ L}} \times Y \text{ mol}$$

Titration

[Jump back to title slide](#)

Calculate the unknown concentration of the acid

At End Point \rightarrow Moles NaOH = Moles HCl

Molarity = Moles / Liter

Same as mol NaOH used!

$$\text{Molarity Acid} = \frac{\text{Moles Acid}}{\text{Liters Acid Used}}$$

The amount in your Erlenmeyer flask!

Unit #15

Redox (part of Summer Assignment always)

- Oxidation and Reduction
- Oxidation number
- Oxidation vs reduction
- Writing half reactions
- Balancing redox reactions in an acidic or basic solution

Electrochemistry

Study of the interchange of chemical and electrical energy

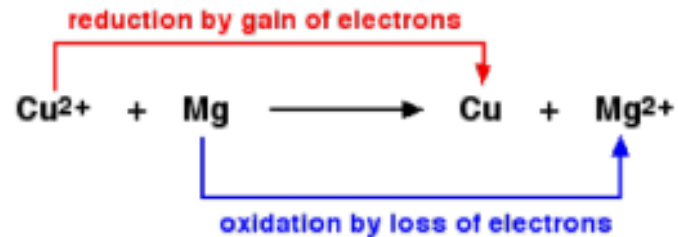
- Electron transfer reactions are called oxidation-reduction reactions or **REDOX** reactions
- Electrochemical processes that result in the generation of an electric current (electricity) or can be caused by imposing an electric current



[Jump back to title slide](#)

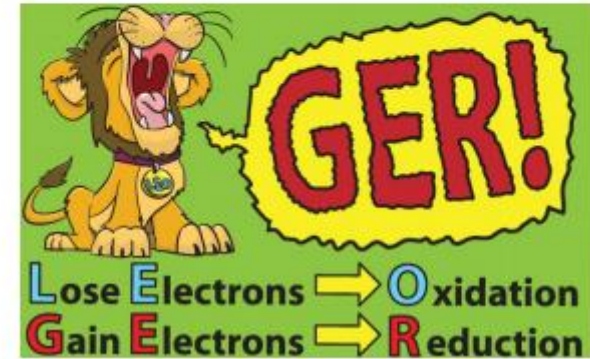
Redox Reactions

- **OXIDATION NUMBER:** Assigned charge on an atom
- **OXIDATION:** Loss of electrons (increase in oxidation number or charge... "+")
- **REDUCTION:** Gain of electrons (decrease in oxidation number or charge... "-")

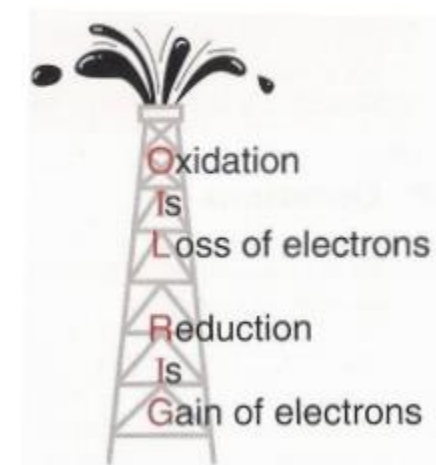


- **OXIDIZING AGENT:** electron acceptor... species that is reduced (an agents facilitates something / ex: travel agent)
- **REDUCING AGENT:** electron donor... species that is oxidized

LEO THE LION GOES GER!



OIL RIG!



[Jump back to title slide](#)

Half Reactions

[Jump back to title slide](#)

- Oxidation and reduction go hand in hand... need one to have the other
- Cannot have 2 oxidations or 2 reductions in the same equation
- Written as two **HALF-REACTIONS** (one for oxidation and one for reduction)



[Jump back to
title slide](#)

Oxidation Numbers

Assigned charge on an atom

- 1) Elements not bonded to another different element have an oxidation number of **ZERO**
(ex: Na, Fe, O₂, N₂)
- 2) In monatomic ions, oxidation number is equal to the charge on the ion
(ex: Li⁺ = +1, Fe³⁺ = +3, P³⁻ = -3)
- 3) Oxidation number of oxygen is **USUALLY** -2... in H₂O₂ and O₂²⁻ it is -1

4) Oxidation number of hydrogen is +1 **EXCEPT** when bonded to metals in binary compounds then it is -1
(ex: CaH₂, LiH)

5) Group IA metals are always +1, IIA always +2, etc...
remember transition metals vary

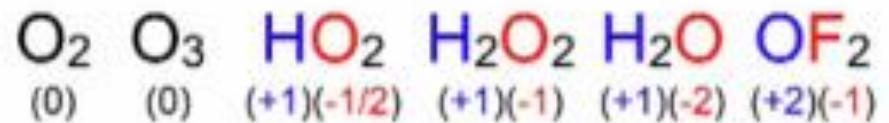
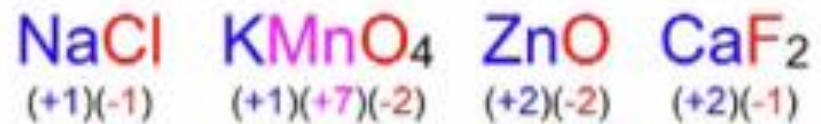
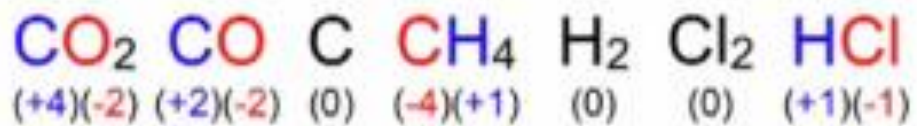
6) Oxidation numbers of a molecule must add up to **ZERO** or add up to the charge on a polyatomic ion

Ex: HCO₃⁻

Oxidation Numbers

[Jump back to title slide](#)

Examples



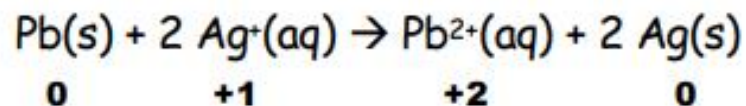
Half Reactions, Balancing

[Jump back to title slide](#)

Writing a Redox Reaction

- 1) Write the **NET IONIC** equation
- 2) Assign oxidation numbers
- 3) Determine what is being oxidized and reduced

• **EXAMPLE:** Lead foil is immersed in silver nitrate



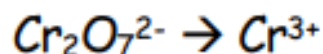
Balancing a Redox Reaction

- 1) Write the half reactions
- 2) Balance the non H's and O's first
- 3) Use H₂O to balance the O's and use H⁺ to balance the H's
- 4) Use e⁻ to balance the charges
- 5) Get common multiple for e⁻ and multiply
- 6) Cancel and add up the half reactions (e⁻ must cancel as well as all like species)...
Verify # of atoms and charges are balanced
- 7) In basic solutions, add OH⁻ to **BOTH** sides for every H⁺ in final equation... make H₂O



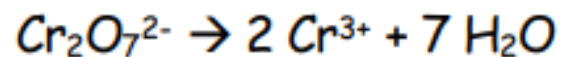
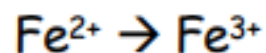
Half Reactions, Balancing

Write the balanced equation for the oxidation of Fe^{2+} to Fe^{3+} by $\text{Cr}_2\text{O}_7^{2-}$ to Cr^{3+} in acidic solution.

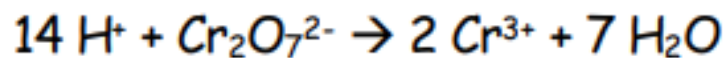


STEP #1

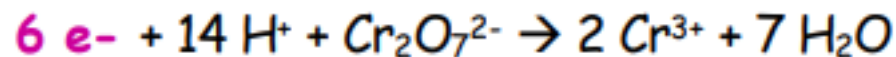
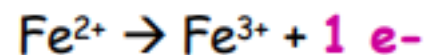
STEP #2



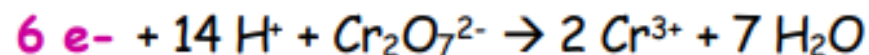
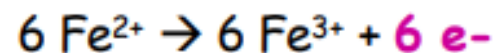
STEP #3



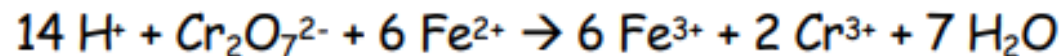
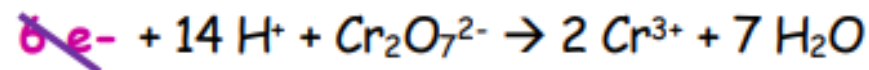
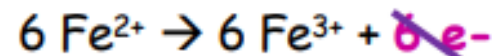
STEP #3



STEP #4



STEP #5



STEP #6

Are all atoms and charges balanced?

**Electro
chem**

**Electro
chem**