



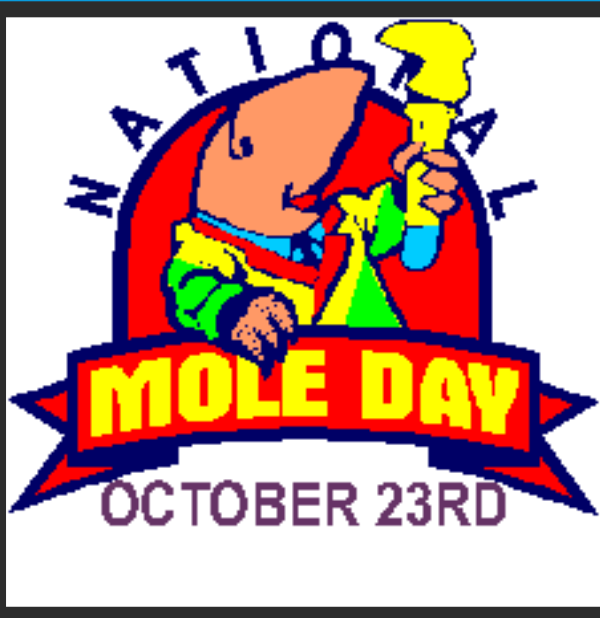
People who signed up for “Set Up” ...

Set up Mole Day Quickly!

- 1) Plates, napkins, cookies on my lab bench up front!
- 2) Put Candy on Lab table #1 and #8
- 3) Drinks and cups – Lab table #8
- 4) Frosting and knives – spread the containers out around the room – one tub of frosting per bench #2-7
- 5) Sit down and get quiet!!!!

MOLE DAY CELEBRATION!

6.02×10^{23}



WHAT IS NATIONAL MOLE DAY?

- **October 23 from 6:02 a.m. to 6:02 p.m.**
- **Mole Day commemorates Avogadro's Number: 6.02×10^{23}**

<http://www.acs.org/content/acs/en/education/students/highschool/chemistryclubs/activities/mole-day.html>

<https://www.youtube.com/watch?v=TEl4jeETVmg>

MOLE DAY PUNS (COURTESY OF MRS. KERR!)

Where did Avogadro stay on his vacation?

A mole-tel.

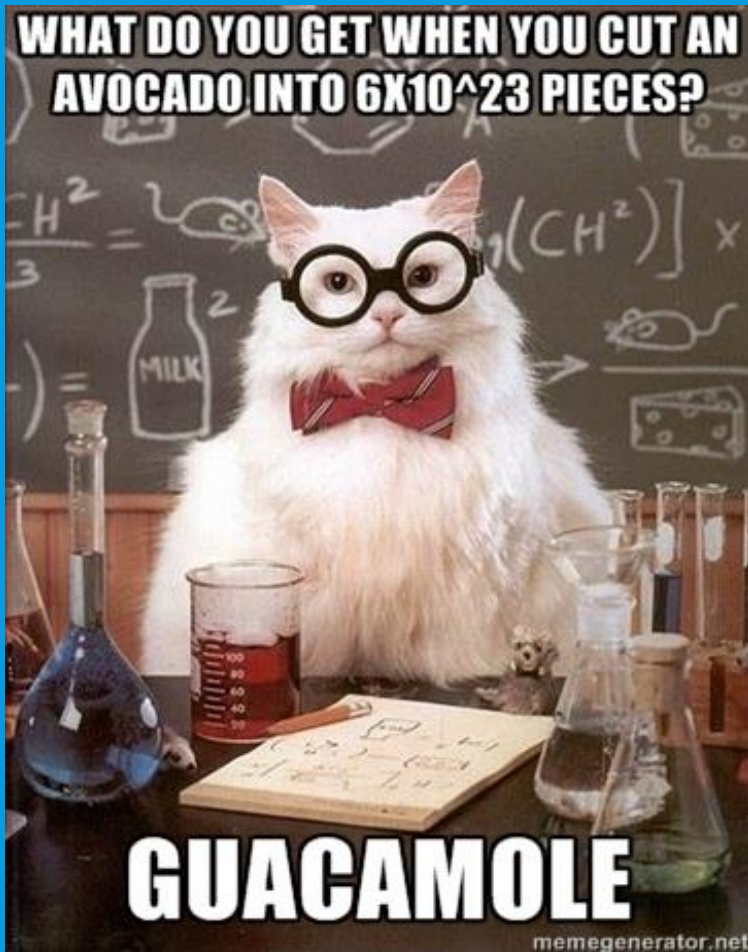
What do chemists wear when it's cold?

Ther-mole underwear.

What do you call a 10th grader who is taking chem?

A sophomole.

MOLE DAY PUNS



What did the generous mole say
when people crashed his party?

The mole the merrier!

MOLE DAY ACTIVITY

1) You MUST complete the pre-lab (Part I) before we begin the activity!

- You may utilize your resources to complete Part I
- Phones, Your teacher, Your classmates

2) Once Part I is stamped go tables to complete Part II.

3) Part II:

- NO PHONES
- But have fun! 😊

People who signed up for “Clean Up”...

Clean up Mole Day Quickly!

- 1) Zip/clip/close any candy bags that are not empty.
- 2) Any left over items – once zipped/clipped/closed, bring up to my lab bench.
- 3) Any empty containers or trash – throw away in the garbage cans in the hallway **EVERYONE SHOULD BE THROWING AWAY THEIR OWN PERSONAL TRASH!**
- 4) Wipe down lab tables with wet paper towels then dry paper towels – don't use the cleaning spray please!