

# REVIEW TOPIC POSTERS

---

1<sup>st</sup> Semester + Chapter 8

*(trying to balance out review days/topics that's  
why we are including Chapter 8 😊 )*

**What can we  
remember**

**???**

# 1<sup>ST</sup> SEMESTER CHAPTERS + CHAPTER 8

---

**Bench #1**

Chapter 9

Gas Laws

**Bench #2**

Chapter 10

Thermochemistry

**Bench #3**

Chapter 11

Solutions

**Bench #4**

Chapter 12

Kinetics

**Bench #5**

Chapter 13

Equilibrium

**Bench #6**

Chapter 14

Acids and Bases

**Bench #7**Common Mistakes  
& Warnings/Tips**Bench #8**

Chapter 8

Things from 1<sup>st</sup> Semester  
that don't go away!

**1:00**  
**minute**

# WHAT GOES ON MY POSTER?

---

- At the top
- Write big!
- See the example on white board



**Chapter #**  
**and Title**

**1:00**  
**minute**

# WHAT GOES ON MY POSTER?

---

- Just do two topics!
- Not fact/example/etc

**Chapter #**  
**and Title**

- **Topic**
- **Topic**

**30**  
**Sec.**

---

**ROTATE!**

**YOU ARE NOW  
ON YOUR 2<sup>ND</sup>  
POSTER**





**1:00**  
**minute**

# ADD TWO MORE TOPICS!

---

- Just add two more!
- Not fact/example/etc

## **Chapter # and Title**


- **Topic**
- **Topic**
- **Topic**
- **Topic**

**30**  
**sec.**

---

**ROTATE!**

**YOU ARE NOW  
ON YOUR 3<sup>RD</sup>  
POSTER**



**1:30**  
**minute**

# ADD TWO MORE TOPICS!

---

- Just add two more!
- Not fact/example/etc

## **Chapter #** **and Title**

- Topic
- Topic
- Topic
- Topic
- Topic
- Topic




**30**  
**sec.**

---

**ROTATE!**

**YOU ARE NOW  
ON YOUR 4<sup>TH</sup>  
POSTER**



**2:00  
minute**

# CHOICE!

---

- Add more topics if it makes sense for the chapter
- Start adding facts/details/examples

## **Chapter # and Title**

- Topic - details
- Topic - details
- Topic - details
- Topic - details
- Topic - details
- Topic - details

**30**  
**sec.**

---

**ROTATE!**

**YOU ARE NOW  
ON YOUR 5<sup>TH</sup>  
POSTER**



**2:30  
minute**

# CHOICE!

---

- Add more topics if it makes sense for the chapter
- Start adding facts/details/examples

## **Chapter # and Title**


- Topic - details
- Topic - details
- Topic - details
- Topic - details
- Topic - details
- Topic - details

**30**  
**sec.**

---

**ROTATE!**

**YOU ARE NOW  
ON YOUR 6<sup>TH</sup>  
POSTER**





**2:30  
minute**

# CHOICE!

---

- Add more topics if it makes sense for the chapter
- Start adding facts/details/examples

## **Chapter # and Title**


- Topic - details
- Topic - details
- Topic - details
- Topic - details
- Topic - details
- Topic - details

**30**  
**sec.**

---

**ROTATE!**

**YOU ARE NOW  
ON YOUR 7<sup>TH</sup>  
POSTER**



**2:00  
minute**

# FIX STUFF!

---

- Go through what is on the poster and fix anything that is wrong, add to things that are incomplete, etc.

## Chapter # and Title


- Topic —~~details~~  
fixed detail
- Topic - details
- Topic —~~details~~  
fixed detail
- Topic - details

**30**  
**sec.**

---

**ROTATE!**

**YOU ARE NOW  
ON YOUR 8<sup>TH</sup>  
POSTER**



**2:00  
minute**

# FIX STUFF!

---

- Go through what is on the poster and fix anything that is wrong, add to things that are incomplete, etc.

## Chapter # and Title

- Topic —~~details~~  
fixed detail
- Topic - details
- Topic —~~details~~  
fixed detail
- Topic - details



**Chapter #1**  
**Basics and**  
**Atomic Structure**

**Chapter #2**  
**Nuclear**  
**Chemistry**

**Chapter #3**  
**Electrons**

**GALLERY WALK**

---

**TAKE POSTERS INTO HALLWAY! RECORD INFO  
ON YOUR POSTER REVIEW WORKSHEET**

# HOMework

---

FIND ONE “EXEMPLAR” PRACTICE  
PROBLEM FROM YOUR HOMEWORK  
PACKETS FOR EACH BIG TOPIC IN  
EACH CHAPTER

- **You do not need to solve the problems, just identify them!**